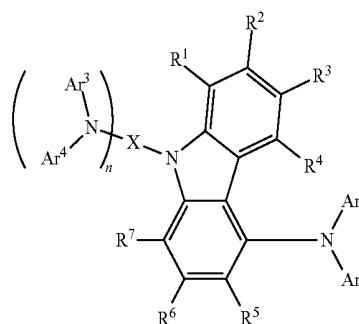


(19) **United States**(12) **Patent Application Publication**  
**Matsumoto et al.**(10) **Pub. No.: US 2014/0296519 A1**(43) **Pub. Date: Oct. 2, 2014**(54) **4-AMINOCARBAZOLE COMPOUND AND USE THEREOF**(71) Applicant: **TOSOH CORPORATION**, Yamaguchi (JP)(72) Inventors: **Naoki Matsumoto**, Yamaguchi (JP);  
**Takanori Miyazaki**, Yamaguchi (JP)(73) Assignee: **TOSOH CORPORATION**, Yamaguchi (JP)(21) Appl. No.: **14/354,273**(22) PCT Filed: **Oct. 25, 2012**(86) PCT No.: **PCT/JP2012/077592**§ 371 (c)(1),  
(2), (4) Date: **Apr. 25, 2014**(30) **Foreign Application Priority Data**

Oct. 26, 2011 (JP) ..... 2011-235474

**Publication Classification**(51) **Int. Cl.**  
**H01L 51/00** (2006.01)(52) **U.S. Cl.**  
CPC ..... **H01L 51/0072** (2013.01); **H01L 51/0061**  
(2013.01); **H01L 51/0074** (2013.01); **H01L**  
**51/0052** (2013.01); **H01L 51/0058** (2013.01);  
**H01L 51/0073** (2013.01)USPC ..... **544/212**; 548/442; 546/159; 546/276.7;  
546/256; 548/305.1; 548/159(57) **ABSTRACT**

A 4-aminocarbazole compound represented by formula (1):



wherein Ar<sup>1</sup>-Ar<sup>4</sup> represent substituted or unsubstituted aryl, thienyl, pyridyl, benzothienyl, dibenzothienyl, dibenzofuran, 4-carbazolyl, dibenzothienylphenyl, dibenzofuranphenyl or 9-carbazolylphenyl group; R<sup>1</sup>-R<sup>7</sup> represent substituted or unsubstituted aryl, heteroaryl or heteroarylphenyl group, or alkyl, alkoxy, cyano group, or hydrogen or halogen atom; n is integer of 0-2; and X represents substituted or unsubstituted (n+1)-valent aromatic hydrocarbon, heteroaromatic or heteroarylphenyl group. The 4-aminocarbazole compound provides an organic EL device exhibiting enhanced emitting efficiency and durability.

## 4-AMINOCARBAZOLE COMPOUND AND USE THEREOF

### TECHNICAL FIELD

[0001] This invention relates to a novel 4-aminocarbazole compound and an organic electroluminescent device comprising the compound.

### BACKGROUND ART

[0002] An organic electroluminescent (hereinafter abbreviated to “EL” when appropriate) device is a planar light emitting device having a structure such that an organic thin film is sandwiched between a pair of electrodes, and is characterized as being thin and light-weight and having a wide view angle and a high speed response, therefore, is expected to be suitable for various display devices. Recently organic EL devices have been practically applied as a display for personal digital assistants such as a cell phone.

[0003] The organic EL device utilizes light emission occurring due to the recombination of electron injected from a cathode with hole injected from an anode, which occurs in the emitting layer. Most organic EL devices have a multilayer structure comprising a hole transport layer, an emitting layer and an electron transport layer. Charge transport layers such as the hole transport layer and the electron transport layer themselves do not emit light, but have a function of promoting injection of an electron into the emitting layer and confining electrons injected into the emitting layer and energies of an exciton formed in the emitting layer. Thus, the electron transport layer plays an important role for improving low-voltage drivability and emitting efficiency of organic EL devices.

[0004] As a hole transport material, an amine compound having an appropriate ionization potential and a hole-transportability is used. Such hole transport material includes, for example, well-known 4,4'-bis[N-(1-naphthyl)-N-phenyl]biphenyl (hereinafter abbreviated to as “NPD”). However, an organic EL device having a hole transport layer comprising NPD does not exhibit driving voltage and emitting efficiency to a satisfying extent, and hence, a novel hole transport material is eagerly desired.

[0005] In recent years, an organic EL device having an emitting layer comprising a phosphorescent material has been developed. A hole transport material having a high triplet level is required for the organic EL device using a phosphorescent material. From a viewpoint of triplet level, NPD is not sufficient. For example, it is known that an organic EL device using a combination of NPD with a phosphorescent material emitting a green light exhibits a low emitting efficiency (see non-patent document 1, below).

[0006] In view of the above-mentioned background, it has been recently proposed to utilize a compound having an aromatic cyclic hydrocarbon group having introduced therein carbazole ring(s), specifically, a 3-aminocarbazole compound (see for example, patent documents 1 and 2) and a 2-aminocarbazole compound (see for example, patent documents 3 and 4).

[0007] However, the measurement of the 3-aminocarbazole compound by the inventors revealed that their ionization potentials are lower than that of NPD although the compound have a higher triplet level than that of NPD. It is presumed that the low ionization potential of the 3-aminocarbazole com-

pounds is due to the fact that the amino group in the carbazole ring is activated by the nitrogen atom at 9-position of the carbazole ring.

[0008] Ionization potential of a material plays an important role for the characteristics of an organic EL device. Especially when the material is used in a hole transport layer adjacent to an emitting layer, the ionization potential of the material greatly influences upon emitting efficiency of an organic EL device. For example, when a material having a low ionization potential is used in a hole transport layer adjacent to an emitting layer, the emitting efficiency of an organic EL device is greatly reduced by the exciplex formed between the hole transport layer and the emitting layer (see, for example, non-patent document 2). Therefore, an organic EL device having a hole transport layer comprised of 3-aminocarbazole compound does not exhibit a sufficiently high emitting efficiency.

[0009] The 2-aminocarbazole compound has an ionization potential equal to or higher than that of NPD, and a triplet level higher than that of NPD. In organic EL devices using a green phosphorus luminescent material, the 2-aminocarbazole compound exhibits a higher emitting efficiency than that of NPD. But, a material exhibiting a still higher emitting efficiency is eagerly desired.

### PRIOR ART DOCUMENT

#### Patent Document

- [0010] Patent document 1: JP 2006-28176A
- [0011] Patent document 2: JP 2006-298898
- [0012] Patent document 3: KR 2009-0129799
- [0013] Patent document 2: JP 2011-001349

#### Non-Patent Document

- [0014] Non-patent document 1: Journal of Applied Physics, 2004, vol. 95, P7798
- [0015] Non-patent document 2: Journal of Physical Chemistry C, 2008, vol. 112, P7735

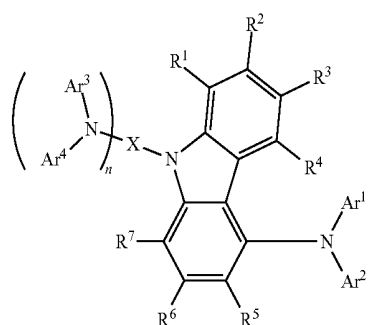
### SUMMARY OF THE INVENTION

#### Problems to be Solved by the Invention

[0016] In view of the foregoing, a primary object of the present invention is to provide a compound having appropriate ionization potential and high triplet level, and giving an organic EL device exhibiting improved emitting efficiency.

#### Means for Solving the Problems

[0017] The inventors made an extensive research and found that a 4-aminocarbazole compound represented by the following general formula (1) (hereinafter referred to as “formula (1)”) has appropriate ionization potential and high triplet level, and gives an organic EL device exhibiting improved emitting efficiency and current efficiency.



**[0018]** In formula (1), Ar<sup>1</sup> through Ar<sup>4</sup> independently represent an aryl group having 6 to 30 carbon atoms, a thienyl group, a pyridyl group, a benzothienyl group, a dibenzothienyl group, a dibenzofuranyl group, a 4-carbazolyl group, a dibenzothienylphenyl group, a dibenzofuranylphenyl group or a 9-carbazolylphenyl group, and these groups may independently have at least one substituent selected from the group consisting of a methyl group, an ethyl group, a straight, branched or cyclic alkyl group having 3 to 18 carbon atoms, a methoxy group, an ethoxy group, a straight, branched or cyclic alkoxy group having 3 to 18 carbon atoms, a halogenated alkyl group having 1 to 3 carbon atoms, a halogenated alkoxy group having 1 to 3 carbon atoms, an aryl group having 6 to 30 carbon atoms, an aryloxy group having 6 to 18 carbon atoms, a heteroaryl group having 3 to 11 carbon atoms, a trialkylsilyl group having 3 to 18 carbon atoms, a triarylsilyl group having 18 to 40 carbon atoms, a cyano group and a halogen atom.

**[0019]** R<sup>1</sup> through R<sup>7</sup> independently represent an aryl group having 6 to 30 carbon atoms, a heteroaryl group having 3 to 20 carbon atoms, a heteroarylphenyl group having 9 to 26 carbon atoms, and these groups may independently have at least one substituent selected from the group consisting of a methyl group, an ethyl group, a straight, branched or cyclic alkyl group having 3 to 18 carbon atoms, a methoxy group, an ethoxy group, a straight, branched or cyclic alkoxy group having 3 to 18 carbon atoms, a halogenated alkyl group having 1 to 3 carbon atoms, a halogenated alkoxy group having 1 to 3 carbon atoms, an aryl group having 6 to 30 carbon atoms, an aryloxy group having 6 to 18 carbon atoms, a heteroaryl group having 3 to 20 carbon atoms, a trialkylsilyl group having 3 to 18 carbon atoms, a triarylsilyl group having 18 to 40 carbon atoms, a cyano group and a halogen atom; or R<sup>1</sup> through R<sup>7</sup> independently represent a methyl group, an ethyl group, a straight, branched or cyclic alkyl group having 3 to 18 carbon atoms, a methoxy group, an ethoxy group, a straight, branched or cyclic alkoxy group having 3 to 18 carbon atoms, a cyano group, a hydrogen atom or a halogen atom.

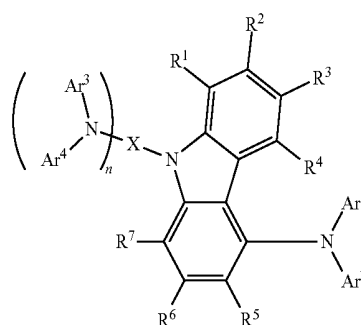
**[0020]** n represents an integer of 0 to 2.

**[0021]** X represents an (n+1)-valent aromatic hydrocarbon group having 6 to 17 carbon atoms, an (n+1)-valent heteroaromatic group having 3 to 20 carbon atoms or an (n+1)-valent heteroarylphenyl group having 9 to 26 carbon atoms, and these aromatic rings may independently have at least one substituent selected from the group consisting of a methyl group, an ethyl group, a straight, branched or cyclic alkyl group having 3 to 18 carbon atoms, a methoxy group, an ethoxy group, a straight, branched or cyclic alkoxy group

having 3 to 18 carbon atoms, a halogenated alkyl group having 1 to 3 carbon atoms, a halogenated alkoxy group having 1 to 3 carbon atoms, an aryl group having 6 to 12 carbon atoms, an aryloxy group having 6 to 18 carbon atoms, a heteroaryl group having 3 to 20 carbon atoms, a trialkylsilyl group having 3 to 18 carbon atoms, a triarylsilyl group having 18 to 40 carbon atoms, a cyano group and a halogen atom.

**[0022]** Thus the present invention is concerned with 4-aminocarbazole compounds, as listed below.

**[0023]** [1] A 4-aminocarbazole compound represented by the following general formula (1):



**[0024]** In formula (1), Ar<sup>1</sup> through Ar<sup>4</sup> independently represent an aryl group having 6 to 30 carbon atoms, a thienyl group, a pyridyl group, a benzothienyl group, a dibenzothienyl group, a dibenzofuranyl group, a 4-carbazolyl group, a dibenzothienylphenyl group, a dibenzofuranylphenyl group or a 9-carbazolylphenyl group, and these groups may independently have at least one substituent selected from the group consisting of a methyl group, an ethyl group, a straight, branched or cyclic alkyl group having 3 to 18 carbon atoms, a methoxy group, an ethoxy group, a straight, branched or cyclic alkoxy group having 3 to 18 carbon atoms, a halogenated alkyl group having 1 to 3 carbon atoms, a halogenated alkoxy group having 1 to 3 carbon atoms, an aryl group having 6 to 30 carbon atoms, an aryloxy group having 6 to 18 carbon atoms, a heteroaryl group having 3 to 11 carbon atoms, a trialkylsilyl group having 3 to 18 carbon atoms, a triarylsilyl group having 18 to 40 carbon atoms, a cyano group and a halogen atom.

**[0025]** R<sup>1</sup> through R<sup>7</sup> independently represent an aryl group having 6 to 30 carbon atoms, a heteroaryl group having 3 to 20 carbon atoms, a heteroarylphenyl group having 9 to 26 carbon atoms, and these groups may independently have at least one substituent selected from the group consisting of a methyl group, an ethyl group, a straight, branched or cyclic alkyl group having 3 to 18 carbon atoms, a methoxy group, an ethoxy group, a straight, branched or cyclic alkoxy group having 3 to 18 carbon atoms, a halogenated alkyl group having 1 to 3 carbon atoms, a halogenated alkoxy group having 1 to 3 carbon atoms, an aryl group having 6 to 30 carbon atoms, an aryloxy group having 6 to 18 carbon atoms, a heteroaryl group having 3 to 20 carbon atoms, a trialkylsilyl group having 3 to 18 carbon atoms, a triarylsilyl group having 18 to 40 carbon atoms, a cyano group and a halogen atom; or R<sup>1</sup> through R<sup>7</sup> independently represent a methyl group, an ethyl group, a straight, branched or cyclic alkyl group having 3 to 18 carbon atoms, a methoxy group, an ethoxy group, a

straight, branched or cyclic alkoxy group having 3 to 18 carbon atoms, a cyano group, a hydrogen atom or a halogen atoms.

[0026]  $n$  represents an integer of 0 to 2.

[0027]  $X$  represents an  $(n+1)$ -valent aromatic hydrocarbon group having 6 to 17 carbon atoms, an  $(n+1)$ -valent heteroaromatic group having 3 to 20 carbon atoms or an  $(n+1)$ -valent heteroarylphenyl group having 9 to 26 carbon atoms, and these aromatic rings may independently have at least one substituent selected from the group consisting of a methyl group, an ethyl group, a straight, branched or cyclic alkyl group having 3 to 18 carbon atoms, a methoxy group, an ethoxy group, a straight, branched or cyclic alkoxy group having 3 to 18 carbon atoms, a halogenated alkyl group having 1 to 3 carbon atoms, a halogenated alkoxy group having 1 to 3 carbon atoms, an aryl group having 6 to 12 carbon atoms, an aryloxy group having 6 to 18 carbon atoms, a heteroaryl group having 3 to 20 carbon atoms, a trialkylsilyl group having 3 to 18 carbon atoms, a triarylsilyl group having 18 to 40 carbon atoms, a cyano group and a halogen atom.

[0028] [2] The 4-aminocarbazole compound as mentioned above in [1], wherein  $R^1$  through  $R^7$  independently represent an aryl group having 6 to 30 carbon atoms, a heteroaryl group having 3 to 20 carbon atoms, a methyl group, an ethyl group, a straight, branched or cyclic alkyl group having 3 to 18 carbon atoms, a methoxy group, an ethoxy group, a straight, branched or cyclic alkoxy group having 3 to 18 carbon atoms, a cyano group, a hydrogen atom or a halogen atoms.

[0029] [3] The 4-aminocarbazole compound as mentioned above in [1] or [2], wherein  $R^1$  through  $R^7$  independently represent a phenyl group, a methylphenyl group, a methoxyphenyl group, a biphenyl group, a dibenzothienyl group, a dibenzofuranyl group, a methyl group, a methoxy group or a hydrogen atom.

[0030] [4] The 4-aminocarbazole compound as mentioned above in any one of [1] to [3], wherein  $R^1$  through  $R^7$  independently represent a phenyl group, a methylphenyl group, a methoxyphenyl group or a hydrogen atom.

[0031] [5] The 4-aminocarbazole compound as mentioned above in any one of [1] to [4], wherein  $R^4$ ,  $R^5$ ,  $R^6$  and  $R^7$  represent a hydrogen atom.

[0032] [6] The 4-aminocarbazole compound as mentioned above in any one of [1] to [5], wherein  $R^1$ ,  $R^2$ ,  $R^4$ ,  $R^5$ ,  $R^6$  and  $R^7$  represent a hydrogen atom.

[0033] [7] The 4-aminocarbazole compound as mentioned above in any one of [1] to [6], wherein  $Ar^1$  through  $Ar^4$  independently represent an aryl group having 6 to 30 carbon atoms, a dibenzothienyl group, a dibenzofuranyl group, a 4-carbazolyl group, a dibenzofuranylphenyl group or a dibenzothienylphenyl group or a 9-carbazolylphenyl group, and these groups may independently have at least one substituent selected from the group consisting of a methyl group, an ethyl group, a straight, branched or cyclic alkyl group having 3 to 18 carbon atoms, a methoxy group, an ethoxy group, a straight, branched or cyclic alkoxy group having 3 to 18 carbon atoms, an aryl group having 6 to 30 carbon atoms and a heteroaryl group having 3 to 11 carbon atoms.

[0034] [8] The 4-aminocarbazole compound as mentioned above in any one of [1] to [7], wherein  $Ar^1$  through  $Ar^4$  independently represent a phenyl group, a biphenyl group, a terphenyl group, a fluorenyl group, a benzofluorenyl group, a dibenzothienyl group, a dibenzofuranyl group, a dibenzofuranylphenyl group, a dibenzothienylphenyl group or a 9-carbazolylphenyl group, and these groups may indepen-

dently have at least one substituent selected from the group consisting of a methyl group, an ethyl group, a straight, branched or cyclic alkyl group having 3 to 18 carbon atoms, a methoxy group, an ethoxy group and a straight, branched or cyclic alkoxy group having 3 to 18 carbon atoms; or  $Ar^1$  through  $Ar^4$  independently represent a 4-carbazolyl group which may independently have at least one substituent selected from the group consisting of a methyl group, an ethyl group, a straight, branched or cyclic alkyl group having 3 to 18 carbon atoms, a methoxy group, an ethoxy group, a straight, branched or cyclic alkoxy group having 3 to 18 carbon atoms, an aryl group having 6 to 30 carbon atoms and a heteroaryl group having 3 to 11 carbon atoms.

[0035] [9] The 4-aminocarbazole compound as mentioned above in any one of [1] to [8], wherein  $Ar^1$  through  $Ar^4$  independently represent a phenyl group, a methylphenyl group, a methoxyphenyl group, a biphenyl group, a terphenyl group, a 9,9'-dimethylfluorenyl group, a 11,11'-dimethylbenzo[a]fluorenyl group, a dibenzothienyl group, a dibenzofuranyl group, a dibenzothienylphenyl group, a 4-(9-carbazolyl)phenyl group, a 9-phenylcarbazol-4-yl group, a 9-biphenylcarbazol-4-yl group, a 9-quinolylcarbazol-4-yl group or a 9-dibenzothienylcarbazol-4-yl group.

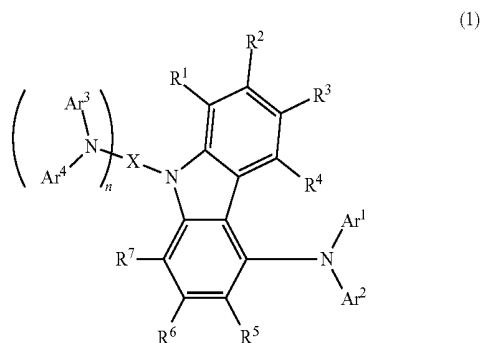
[0036] [10] The 4-aminocarbazole compound as mentioned above in any one of [1] to [9], wherein  $X$  represents an aromatic group selected from the group consisting of  $(n+1)$ -valent benzene,  $(n+1)$ -valent biphenyl,  $(n+1)$ -valent naphthalene,  $(n+1)$ -valent phenanthrene,  $(n+1)$ -valent fluorene,  $(n+1)$ -valent naphthylbenzene,  $(n+1)$ -valent pyridine,  $(n+1)$ -valent pyrimidine,  $(n+1)$ -valent 1,3,5-triazine,  $(n+1)$ -valent quinoline,  $(n+1)$ -valent dibenzothiophene,  $(n+1)$ -valent dibenzofuran,  $(n+1)$ -valent pyridylbenzene,  $(n+1)$ -valent imidazolylbenzene,  $(n+1)$ -valent benzimidazolylbenzene and  $(n+1)$ -valent benzothiazolylbenzene, and these aromatic groups may independently have at least one substituent selected from the group consisting of a methyl group, an ethyl group, a straight, branched or cyclic alkyl group having 3 to 18 carbon atoms, a methoxy group, an ethoxy group and a straight, branched or cyclic alkoxy group having 3 to 18 carbon atoms, an aryl group having 6 to 12 carbon atoms, a heteroaryl group having 3 to 20 carbon atoms, a cyano group and a halogen atom.

[0037] [11] The 4-aminocarbazole compound as mentioned above in any one of [1] to [10], wherein  $X$  represents an aromatic group selected from the group consisting of  $(n+1)$ -valent benzene,  $(n+1)$ -valent biphenyl,  $(n+1)$ -valent quinoline,  $(n+1)$ -valent dibenzothiophene,  $(n+1)$ -valent 1,3,5-triazine and  $(n+1)$ -valent pyridylbenzene, and these aromatic groups may independently have at least one substituent selected from the group consisting of a methyl group, an ethyl group, a straight, branched or cyclic alkyl group having 3 to 18 carbon atoms, a methoxy group, an ethoxy group and a straight, branched or cyclic alkoxy group having 3 to 18 carbon atoms, an aryl group having 6 to 12 carbon atoms, a cyano group and a halogen atom.

[0038] [12] The 4-aminocarbazole compound as mentioned above in any one of [1] to [11], wherein  $X$  represents  $(n+1)$ -valent benzene,  $(n+1)$ -valent biphenyl,  $(n+1)$ -valent quinoline,  $(n+1)$ -valent dibenzothiophene,  $(n+1)$ -valent 2,4-diphenyl-1,3,5-triazine or  $(n+1)$ -valent pyridylbenzene.

[0039] [13] The 4-aminocarbazole compound as mentioned above in any one of [1] to [12], wherein  $n$  represents an integer of 0 or 1.

**[0040]** [14] An organic electroluminescent device having at least one layer selected from the group consisting of an emitting layer, a hole transport layer and a hole injection layer, said at least one layer comprising a 4-aminocarbazole compound represented by the following general formula (1):



**[0041]** In formula (1), Ar<sup>1</sup> through Ar<sup>4</sup> independently represent an aryl group having 6 to 30 carbon atoms, a thienyl group, a pyridyl group, a benzothienyl group, a dibenzothienyl group, a dibenzofuranyl group, a 4-carbazolyl group, a dibenzothienylphenyl group, a dibenzofuranylphenyl group or a 9-carbazolylphenyl group, and these groups may independently have at least one substituent selected from the group consisting of a methyl group, an ethyl group, a straight, branched or cyclic alkyl group having 3 to 18 carbon atoms, a methoxy group, an ethoxy group, a straight, branched or cyclic alkoxy group having 3 to 18 carbon atoms, a halogenated alkyl group having 1 to 3 carbon atoms, a halogenated alkoxy group having 1 to 3 carbon atoms, an aryl group having 6 to 30 carbon atoms, an aryloxy group having 6 to 18 carbon atoms, a heteroaryl group having 3 to 11 carbon atoms, a trialkylsilyl group having 3 to 18 carbon atoms, a triarylsilyl group having 18 to 40 carbon atoms, a cyano group and a halogen atom.

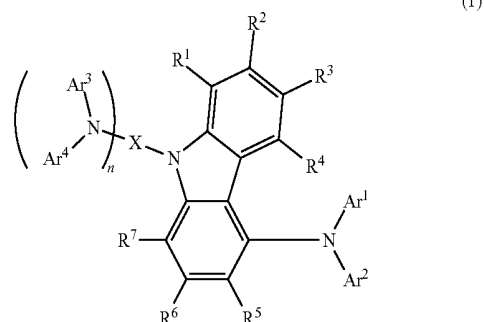
**[0042]** R<sup>1</sup> through R<sup>7</sup> independently represent an aryl group having 6 to 30 carbon atoms, a heteroaryl group having 3 to 20 carbon atoms, a heteroarylphenyl group having 9 to 26 carbon atoms, and these groups may independently have at least one substituent selected from the group consisting of a methyl group, an ethyl group, a straight, branched or cyclic alkyl group having 3 to 18 carbon atoms, a methoxy group, an ethoxy group, a straight, branched or cyclic alkoxy group having 3 to 18 carbon atoms, a halogenated alkyl group having 1 to 3 carbon atoms, a halogenated alkoxy group having 1 to 3 carbon atoms, an aryl group having 6 to 30 carbon atoms, an aryloxy group having 6 to 18 carbon atoms, a heteroaryl group having 3 to 11 carbon atoms, a trialkylsilyl group having 3 to 18 carbon atoms, a triarylsilyl group having 18 to 40 carbon atoms, a cyano group and a halogen atom; or R<sup>1</sup> through R<sup>7</sup> independently represent a methyl group, an ethyl group, a straight, branched or cyclic alkyl group having 3 to 18 carbon atoms, a methoxy group, an ethoxy group, a straight, branched or cyclic alkoxy group having 3 to 18 carbon atoms, a cyano group, a hydrogen atom or a halogen atom.

**[0043]** n represents an integer of 0 to 2.

**[0044]** X represents an (n+1)-valent aromatic hydrocarbon group having 6 to 17 carbon atoms, an (n+1)-valent heteroaromatic group having 3 to 20 carbon atoms or an (n+1)-valent heteroarylphenyl group having 9 to 26 carbon atoms,

and these groups may independently have at least one substituent selected from the group consisting of a methyl group, an ethyl group, a straight, branched or cyclic alkyl group having 3 to 18 carbon atoms, a methoxy group, an ethoxy group, a straight, branched or cyclic alkoxy group having 3 to 18 carbon atoms, a halogenated alkyl group having 1 to 3 carbon atoms, a halogenated alkoxy group having 1 to 3 carbon atoms, an aryl group having 6 to 12 carbon atoms, an aryloxy group having 6 to 18 carbon atoms, a heteroaryl group having 3 to 20 carbon atoms, a trialkylsilyl group having 3 to 18 carbon atoms, a triarylsilyl group having 18 to 40 carbon atoms, a cyano group and a halogen atom.

**[0045]** [15] A hole transport material or a hole injection material, which comprises a 4-aminocarbazole compound represented by the following general formula (1):



**[0046]** In formula (1), Ar<sup>1</sup> through Ar<sup>4</sup> independently represent an aryl group having 6 to 30 carbon atoms, a thienyl group, a pyridyl group, a benzothienyl group, a dibenzothienyl group, a dibenzofuranyl group, a 4-carbazolyl group, a dibenzothienylphenyl group, a dibenzofuranylphenyl group or a 9-carbazolylphenyl group, and these groups may independently have at least one substituent selected from the group consisting of a methyl group, an ethyl group, a straight, branched or cyclic alkyl group having 3 to 18 carbon atoms, a methoxy group, an ethoxy group, a straight, branched or cyclic alkoxy group having 3 to 18 carbon atoms, a halogenated alkyl group having 1 to 3 carbon atoms, a halogenated alkoxy group having 1 to 3 carbon atoms, an aryl group having 6 to 30 carbon atoms, an aryloxy group having 6 to 18 carbon atoms, a heteroaryl group having 3 to 11 carbon atoms, a trialkylsilyl group having 3 to 18 carbon atoms, a triarylsilyl group having 18 to 40 carbon atoms, a cyano group and a halogen atom.

**[0047]** R<sup>1</sup> through R<sup>7</sup> independently represent an aryl group having 6 to 30 carbon atoms, a heteroaryl group having 3 to 20 carbon atoms, a heteroarylphenyl group having 9 to 26 carbon atoms, and these groups may independently have at least one substituent selected from the group consisting of a methyl group, an ethyl group, a straight, branched or cyclic alkyl group having 3 to 18 carbon atoms, a methoxy group, an ethoxy group, a straight, branched or cyclic alkoxy group having 3 to 18 carbon atoms, a halogenated alkyl group having 1 to 3 carbon atoms, a halogenated alkoxy group having 1 to 3 carbon atoms, an aryl group having 6 to 30 carbon atoms, an aryloxy group having 6 to 18 carbon atoms, a heteroaryl group having 3 to 20 carbon atoms, a trialkylsilyl group having 3 to 18 carbon atoms, a triarylsilyl group having 18 to 40 carbon atoms, a cyano group and a halogen atom; or R<sup>1</sup> through R<sup>7</sup> independently represent a methyl group, an ethyl

group, a straight, branched or cyclic alkyl group having 3 to 18 carbon atoms, a methoxy group, an ethoxy group, a straight, branched or cyclic alkoxy group having 3 to 18 carbon atoms, a cyano group, a hydrogen atom or a halogen atom;

[0048]  $n$  represents an integer of 0 to 2.

[0049]  $X$  represents an  $(n+1)$ -valent aromatic hydrocarbon group having 6 to 17 carbon atoms, an  $(n+1)$ -valent heteroaromatic group having 3 to 20 carbon atoms or an  $(n+1)$ -valent heteroarylphenyl group having 9 to 26 carbon atoms, and these groups may independently have at least one substituent selected from the group consisting of a methyl group, an ethyl group, a straight, branched or cyclic alkyl group having 3 to 18 carbon atoms, a methoxy group, an ethoxy group, a straight, branched or cyclic alkoxy group having 3 to 18 carbon atoms, a halogenated alkyl group having 1 to 3 carbon atoms, a halogenated alkoxy group having 1 to 3 carbon atoms, an aryl group having 6 to 12 carbon atoms, an aryloxy group having 6 to 18 carbon atoms, a heteroaryl group having 3 to 20 carbon atoms, a trialkylsilyl group having 3 to 18 carbon atoms, a triarylsilyl group having 18 to 40 carbon atoms, a cyano group and a halogen atom.

#### Effects of the Invention

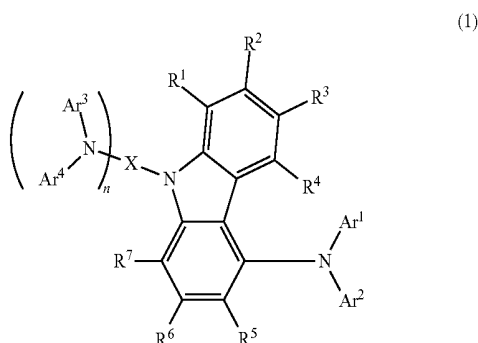
[0050] A phosphorescent or fluorescent organic EL device having at least one layer comprising the 4-aminocarbazole compound according to the present invention exhibits high emitting efficiency and current efficiency and reduced drive voltage as compared with an organic EL device having a layer comprising a known carbazole ring-containing compound.

[0051] Therefore the present invention can provide a phosphorescent or fluorescent organic EL device exhibiting high luminance and reduced electric power consumption.

#### MODE FOR PRACTICING THE INVENTION

[0052] The invention will now be described in detail.

[0053] In the following general formula (1) representing the 4-aminocarbazole compound according to the present invention,



[0054]  $Ar^1$  through  $Ar^4$  independently represent an aryl group having 6 to 30 carbon atoms, a thienyl group, a pyridyl group, a benzothieryl group, a dibenzothieryl group, a dibenzofuranyl group, a 4-carbazolyl group, a dibenzothierylphenyl group, a dibenzofuranylphenyl group or a 9-carbazolylphenyl group.

[0055] These groups for  $Ar^1$  through  $Ar^4$  may independently have at least one substituent selected from the group consisting of a methyl group, an ethyl group, a straight,

branched or cyclic alkyl group having 3 to 18 carbon atoms, a methoxy group, an ethoxy group, a straight, branched or cyclic alkoxy group having 3 to 18 carbon atoms, a halogenated alkyl group having 1 to 3 carbon atoms, a halogenated alkoxy group having 1 to 3 carbon atoms, an aryl group having 6 to 30 carbon atoms, an aryloxy group having 6 to 18 carbon atoms, a heteroaryl group having 3 to 11 carbon atoms, a trialkylsilyl group having 3 to 18 carbon atoms, a triarylsilyl group having 18 to 40 carbon atoms, a cyano group and a halogen atom.

[0056] The straight, branched or cyclic alkyl group having 3 to 18 carbon atoms for  $Ar^1$  through  $Ar^4$  is not particularly limited, and, as specific examples thereof, there can be mentioned propyl, isopropyl, butyl, sec-butyl, tert-butyl, pentyl, hexyl, heptyl, octyl, stearyl, cyclopropyl and cyclohexyl groups.

[0057] The straight, branched or cyclic alkoxy group having 3 to 18 carbon atoms for  $Ar^1$  through  $Ar^4$  is not particularly limited, and, as specific examples thereof, there can be mentioned propoxy, isopropoxy, n-butoxy, sec-butoxy, tert-butoxy, pentyloxy, hexyloxy and stearyloxy groups.

[0058] The halogenated alkyl group having 1 to 3 carbon atoms for  $Ar^1$  through  $Ar^4$  is not particularly limited, and the halogenated alkyl group includes, for example, trifluoromethyl, trichloromethyl and 2-fluoroethyl groups.

[0059] The halogenated alkoxy group having 1 to 3 carbon atoms for  $Ar^1$  through  $Ar^4$  is not particularly limited, and the halogenated alkoxy group includes, for example, trifluoromethoxy, trichloromethoxy and 2-fluoroethoxy groups.

[0060] The aryl group having 6 to 30 carbon atoms for  $Ar^1$  through  $Ar^4$  of formula (1) is not particularly limited, and, as specific examples thereof, there can be mentioned phenyl, 2-methylphenyl, 3-methylphenyl, 4-methylphenyl, 2-methoxyphenyl, 3-methoxyphenyl, 4-methoxyphenyl, 2-cyanophenyl, 3-cyanophenyl, 4-cyanophenyl, biphenyl, terphenyl, naphthyl, fluorenyl, phenanthryl and benzofluorenyl groups.

[0061] The aryloxy group having 6 to 18 carbon atoms for  $Ar^1$  through  $Ar^4$  is not particularly limited, and, as specific examples thereof, there can be mentioned phenoxy, 2-methylphenoxy, 3-methylphenoxy, 4-methylphenoxy, 2-methoxyphenoxy, 3-methoxyphenoxy, 4-methoxyphenoxy, 2-cyanophenoxy, 3-cyanophenoxy, 4-cyanophenoxy, 4-methylphenoxy, 3-methylphenoxy, 4-biphenyloxy, 3-biphenyloxy, 1-naphthyloxy and 2-naphthyloxy groups.

[0062] The heteroaryl group having 3 to 11 carbon atoms for  $Ar^1$  through  $Ar^4$  is an aromatic group having at least one hetero atom selected from an oxygen atom, a nitrogen atom and a sulfur atom, and, as specific examples thereof, there can be mentioned imidazolyl, pyrazolyl, thiazolyl, isothiazolyl, oxazolyl, isoxazolyl, pyridyl, 2-methylpyridyl, 3-methylpyridyl, 4-methylpyridyl, 2-methoxypyridyl, 3-methoxypyridyl, 4-methoxypyridyl, 2-cyanopyridyl, 3-cyanopyridyl, 4-cyanopyridyl, pyrimidyl, pyrazyl, 1,3,5-triazyl, benzoimidazolyl, indazolyl, benzothiazolyl, benzoisothiazolyl, 2,1,3-benzothiadiazolyl, benzooxazolyl, benzoisoxazolyl, 2,1,3-benzooxadiazolyl, quinolyl, isoquinolyl, quinoxalyl, quinoxalyl, pyrolyl, furyl, thienyl, indolyl and benzothieryl groups.

[0063] The trialkylsilyl group having 3 to 18 carbon atoms for  $Ar^1$  through  $Ar^4$  is not particularly limited, and, the trialkylsilyl group includes, for example, trimethylsilyl, triethylsilyl and tributylsilyl groups.

**[0064]** The triarylsilyl group having 18 to 40 carbon atoms for Ar<sup>1</sup> through Ar<sup>4</sup> is not particularly limited, and, the triarylsilyl group includes, for example, triphenylsilyl, tri(4-methylphenyl)silyl, tri(3-methylphenyl)silyl and tri(4-biphenyl)silyl groups.

**[0065]** The halogen atom for Ar<sup>1</sup> through Ar<sup>4</sup> includes, for example, fluorine, chlorine, bromine and iodine atoms.

**[0066]** As specific examples of Ar<sup>1</sup> through Ar<sup>4</sup>, there can be mentioned phenyl, 4-methylphenyl, 3-methylphenyl, 2-methylphenyl, 4-ethylphenyl, 3-ethylphenyl, 2-ethylphenyl, 4-n-propylphenyl, 4-isopropylphenyl, 2-isopropylphenyl, 4-n-butylphenyl, 4-isobutylphenyl, 4-sec-butylphenyl, 4-tert-butylphenyl, 4-n-pentylphenyl, 4-isopentylphenyl, 4-neopentylphenyl, 4-n-hexylphenyl, 4-n-octylphenyl, 4-n-decylphenyl, 4-n-dodecylphenyl, 4-cyclopentylphenyl, 4-cyclohexylphenyl, 4-tritylphenyl, 3-tritylphenyl, 4-triphenylsilylphenyl, 3-triphenylsilylphenyl, 2,4-dimethylphenyl, 2,5-dimethylphenyl, 3,4-dimethylphenyl, 3,5-dimethylphenyl, 2,6-dimethylphenyl, 2,3,5-trimethylphenyl, 2,3,6-trimethylphenyl, 3,4,5-trimethylphenyl, 4-methoxyphenyl, 3-methoxyphenyl, 2-methoxyphenyl, 4-ethoxyphenyl, 3-ethoxyphenyl, 2-ethoxyphenyl, 4-n-propoxyphenyl, 3-n-propoxyphenyl, 4-isopropoxyphenyl, 2-isopropoxyphenyl, 4-n-butoxyphenyl, 4-isobutoxyphenyl, 2-sec-butoxyphenyl, 4-n-pentyloxyphenyl, 4-isopentyloxyphenyl, 2-isopentyloxyphenyl, 4-neopentyloxyphenyl, 2-neopentyloxyphenyl, 4-n-hexyloxyphenyl, 2-(2-ethylbutyl)oxyphenyl, 4-n-octyloxyphenyl, 4-n-decyloxyphenyl, 4-n-dodecyloxyphenyl, 4-n-tetradecyloxyphenyl, 4-cyclohexyloxyphenyl, 2-cyclohexyloxyphenyl, 4-phenoxyphenyl, 3-phenoxyphenyl, 2-methyl-4-methoxyphenyl, 2-methyl-5-methoxyphenyl, 3-methyl-4-methoxyphenyl, 3-methyl-5-methoxyphenyl, 3-ethyl-5-methoxyphenyl, 2-methoxy-4-methylphenyl, 3-methoxy-4-methylphenyl, 2,4-dimethoxyphenyl, 2,5-dimethoxyphenyl, 2,6-dimethoxyphenyl, 3,4-dimethoxyphenyl, 3,5-dimethoxyphenyl, 3,5-diethoxyphenyl, 3,5-di-n-butoxyphenyl, 2-methoxy-4-ethoxyphenyl, 2-methoxy-6-ethoxyphenyl, 3,4,5-trimethoxyphenyl, 4-cyanophenyl, 3-cyanophenyl, 4-fluorophenyl, 3-fluorophenyl, 2-fluorophenyl, 2,3-difluorophenyl, 2,4-difluorophenyl, 2,5-difluorophenyl, 2,6-difluorophenyl, 3,4-difluorophenyl, 3,5-difluorophenyl, 4-biphenyl, 3-biphenyl, 2-biphenyl, 2-methyl-1,1'-biphenyl-4-yl, 3-methyl-1,1'-biphenyl-4-yl, 2'-methyl-1,1'-biphenyl-4-yl, 3'-methyl-1,1'-biphenyl-4-yl, 4'-methyl-1,1'-biphenyl-4-yl, 2,6-dimethyl-1,1'-biphenyl-4-yl, 2,2'-dimethyl-1,1'-biphenyl-4-yl, 2,3'-dimethyl-1,1'-biphenyl-4-yl, 2,4'-dimethyl-1,1'-biphenyl-4-yl, 3,2'-dimethyl-1,1'-biphenyl-4-yl, 2',3'-dimethyl-1,1'-biphenyl-4-yl, 2',4'-dimethyl-1,1'-biphenyl-4-yl, 2',5'-dimethyl-1,1'-biphenyl-4-yl, 2',6'-dimethyl-1,1'-biphenyl-4-yl, p-terphenyl, m-terphenyl, o-terphenyl, 1-naphthyl, 2-naphthyl, 2-methylnaphthalen-1-yl, 4-methylnaphthalen-1-yl, 6-methylnaphthalen-2-yl, 4-(1-naphthyl)phenyl, 4-(2-naphthyl)phenyl, 3-(1-naphthyl)phenyl, 3-(2-naphthyl)phenyl, 3-methyl-4-(1-naphthyl)phenyl, 3-methyl-4-(2-naphthyl)phenyl, 4-(2-methylnaphthalen-1-yl)phenyl, 3-(2-methylnaphthalen-1-yl)phenyl, 4-phenylnaphthalen-1-yl, 4-(2-methylphenyl)naphthalen-1-yl, 4-(3-methylphenyl)naphthalen-1-yl, 4-(4-methylphenyl)naphthalen-1-yl, 6-phenylnaphthalen-2-yl, 4-(2-methylphenyl)naphthalen-2-yl, 4-(3-methylphenyl)naphthalen-2-yl, 4-(4-methylphenyl)naphthalen-2-yl, 2-fluorenyl, 9,9-dimethyl-2-fluorenyl, 9,9-diethyl-2-fluorenyl, 9,9-di-n-propyl-2-fluorenyl, 9,9-di-n-octyl-2-fluorenyl,

9,9-diphenyl-2-fluorenyl, 9,9'-spirobifluorenyl, 9-phenanthryl, 2-phenanthryl, benzofluorenyl, 2-pyridyl, 3-methyl-2-pyridyl, 4-methyl-2-pyridyl, 5-methyl-2-pyridyl, 6-methyl-2-pyridyl, 3-pyridyl, 4-methyl-3-pyridyl, 4-pyridyl, 2,2'-bipyridin-3-yl, 2,2'-bipyridin-4-yl, 2,2'-bipyridin-5-yl, 2,3'-bipyridin-3-yl, 2,3'-bipyridin-4-yl, 2,3'-bipyridin-5-yl, 2-thienyl, 3-thienyl, 2-furanyl, 3-furanyl, 2-benzothienyl, 3-benzothienyl, 2-dibenzothienyl, 4-dibenzothienyl, 2-dibenzofuranyl, 4-dibenzofuranyl, 4-(2-pyridyl)phenyl, 4-(3-pyridyl)phenyl, 4-(4-pyridyl)phenyl, 3-(2-pyridyl)phenyl, 3-(3-pyridyl)phenyl, 3-(4-pyridyl)phenyl, 4-(2-methylbenzimidazol-1-yl)phenyl, 4-(1-methylbenzimidazol-2-yl)phenyl, 3-(2-methylbenzimidazol-1-yl)phenyl, 3-(1-methylbenzimidazol-2-yl)phenyl, 4-(2-thienyl)phenyl, 4-(2-furanyl)phenyl, 4-(2-dibenzothienyl)phenyl, 3-(2-dibenzothienyl)phenyl, 4-(4-dibenzothienyl)phenyl, 3-(4-dibenzothienyl)phenyl, 4-(2-dibenzofuranyl)phenyl, 3-(2-dibenzofuranyl)phenyl, 4-(4-dibenzofuranyl)phenyl, 3-(4-dibenzofuranyl)phenyl, 5-phenylthiophen-2-yl, 5-phenylpyridin-2-yl, 4-phenylpyridin-2-yl, 5-phenylpyridin-3-yl, 4-(9-carbazolyl)phenyl and 3-(9-carbazolyl)phenyl.

**[0067]** Ar<sup>1</sup> through Ar<sup>4</sup> in formula (1) are not limited to those exemplified above.

**[0068]** In view of high triplet level and/or good hole transporting characteristic of the 4-aminocarbazole compound of formula (1), Ar<sup>1</sup> through Ar<sup>4</sup> preferably include an aryl group having 6 to 30 carbon atoms, a dibenzothienyl group, a dibenzofuranyl group, a 4-carbazolyl group, a dibenzofuranylphenyl group, a dibenzothienylphenyl group and a 9-carbazolylphenyl group, which groups may independently have at least one substituent selected from the group consisting of a methyl group, an ethyl group, a straight, branched or cyclic alkyl group having 3 to 18 carbon atoms, a methoxy group, an ethoxy group, a straight, branched or cyclic alkoxy group having 3 to 18 carbon atoms, an aryl group having 6 to 30 carbon atoms and a heteroaryl group having 3 to 11 carbon atoms.

**[0069]** More preferably, Ar<sup>1</sup> through Ar<sup>4</sup> include a phenyl group, a biphenyl group, a terphenyl group, a fluorenyl group, a benzofluorenyl group, a dibenzothienyl group, a dibenzofuranyl group, a dibenzofuranylphenyl group, a dibenzothienylphenyl group and a 9-carbazolylphenyl group, which groups may independently have at least one substituent selected from the group consisting of a methyl group, an ethyl group, a straight, branched or cyclic alkyl group having 3 to 18 carbon atoms, a methoxy group, an ethoxy group, a straight, branched or cyclic alkoxy group having 3 to 18 carbon atoms; and Ar<sup>1</sup> through Ar<sup>4</sup> further include a 4-carbazolyl group, which may have at least one substituent selected from the group consisting of a methyl group, an ethyl group, a straight, branched or cyclic alkyl group having 3 to 18 carbon atoms, a methoxy group, an ethoxy group, a straight, branched or cyclic alkoxy group having 3 to 18 carbon atoms, an aryl group having 6 to 30 carbon atoms and a heteroaryl group having 3 to 11 carbon atoms.

**[0070]** Especially preferably, Ar<sup>1</sup> through Ar<sup>4</sup> include a phenyl group, a methylphenyl group, a methoxyphenyl group, a biphenyl group, a terphenyl group, a 9,9'-dimethylfluorenyl group, a 11,11'-dimethylbenzo[a]fluorenyl group, a dibenzothienyl group, a dibenzofuranyl group, a dibenzothienylphenyl group, a 4-(9-carbazolyl)phenyl

group, a 9-phenylcarbazol-4-yl group, a 9-biphenylcarbazol-4-yl group, 9-quinolylcarbazol-4-yl group and a 9-dibenzothienylcarbazol-4-yl group.

**[0071]** In the 4-aminocarbazole compound of formula (1),  $R^1$  through  $R^7$  independently represent an aryl group having 6 to 30 carbon atoms, a heteroaryl group having 3 to 20 carbon atoms, a heteroarylphenyl group having 9 to 26 carbon atoms, a methyl group, an ethyl group, a straight, branched or cyclic alkyl group having 3 to 18 carbon atoms, a methoxy group, an ethoxy group, a straight, branched or cyclic alkoxy group having 3 to 18 carbon atoms, a cyano group, a hydrogen atom or a halogen atom.

**[0072]** The above-mentioned aryl group having 6 to 30 carbon atoms, heteroaryl group having 3 to 20 carbon atoms and heteroarylphenyl group having 9 to 26 carbon atoms may independently have at least one substituent selected from the group consisting of a methyl group, an ethyl group, a straight, branched or cyclic alkyl group having 3 to 18 carbon atoms, a methoxy group, an ethoxy group, a straight, branched or cyclic alkoxy group having 3 to 18 carbon atoms, a halogenated alkyl group having 1 to 3 carbon atoms, a halogenated alkoxy group having 1 to 3 carbon atoms, an aryl group having 6 to 30 carbon atoms, an aryloxy group having 6 to 18 carbon atoms, a heteroaryl group having 3 to 20 carbon atoms, a trialkylsilyl group having 3 to 18 carbon atoms, a triarylsilyl group having 18 to 40 carbon atoms, a cyano group and a halogen atom.

**[0073]** The aryl group having 6 to 30 carbon atoms for  $R^1$  through  $R^7$  is not particularly limited, and, the aryl group includes, for example, those which are listed as examples of the aryl group having 6 to 30 carbon atoms for the above-mentioned  $Ar^1$  through  $Ar^4$ .

**[0074]** The heteroaryl group having 9 to 26 carbon atoms for  $R^1$  through  $R^7$  is not particularly limited and the heteroaryl group includes an aromatic group having at least one hetero atom selected from an oxygen atom, a nitrogen atom and a sulfur atom. As specific examples of the heteroaryl group, there can be mentioned imidazolyl, pyrazolyl, thiazolyl, isothiazolyl, oxazolyl, isoxazolyl, pyridyl, 2-methylpyridyl, 3-methylpyridyl, 4-methylpyridyl, 2-methoxypyridyl, 3-methoxypyridyl, 4-methoxypyridyl, 2-cyanopyridyl, 3-cyanopyridyl, 4-cyanopyridyl, pyrimidyl, pyrazyl, 1,3,5-triazyl, benzoimidazolyl, indazolyl, benzothiazolyl, benzoisothiazolyl, 2,1,3-benzothiadiazolyl, benzooxazolyl, benzoisoxazolyl, 2,1,3-benzooxadiazolyl, quinolyl, isoquinolyl, quinoxalyl, quinazolyl, acrydinyl, 1,10-phenanthrolyl, pyrrolyl, furyl, thienyl, indolyl, benzothienyl, 4-carbazolyl, 9-carbazolyl, dibenzothienyl and dibenzofuranyl groups.

**[0075]** The heteroarylphenyl group having 9 to 26 carbon atoms for  $R^1$  through  $R^7$  is not particularly limited and the heteroarylphenyl group includes, for example, pyridylphenyl, imidazolylphenyl, benzoimidazolylphenyl, benzothiazolylphenyl, triazolylphenyl, pyrrolylphenyl, furanylphenyl, dibenzofuranylphenyl and dibenzothienylphenyl groups.

**[0076]** The straight, branched or cyclic alkyl group having 3 to 18 carbon atoms for  $R^1$  through  $R^7$  is not particularly limited, and, the alkyl group includes, for example, those which are listed as examples of the straight, branched or cyclic alkyl group having 3 to 18 carbon atoms for the above-mentioned  $Ar^1$  through  $Ar^4$ .

**[0077]** The straight, branched or cyclic alkoxy group having 3 to 18 carbon atoms for  $R^1$  through  $R^7$  is not particularly limited, and, the alkoxy group includes, for example, those

which are listed as examples of the straight, branched or cyclic alkoxy group having 3 to 18 carbon atoms for the above-mentioned  $Ar^1$  through  $Ar^4$ .

**[0078]** The halogenated alkyl group having 1 to 3 carbon atoms for  $R^1$  through  $R^7$  is not particularly limited, and, the halogenated alkyl group includes, for example, those which are listed as examples of the halogenated alkyl group having 1 to 3 carbon atoms for the above-mentioned  $Ar^1$  through  $Ar^4$ .

**[0079]** The halogenated alkoxy group having 1 to 3 carbon atoms for  $R^1$  through  $R^7$  is not particularly limited, and, the halogenated alkoxy group includes, for example, those which are listed as examples of the halogenated alkoxy group having 1 to 3 carbon atoms for the above-mentioned  $Ar^1$  through  $Ar^4$ .

**[0080]** The aryloxy group having 6 to 18 carbon atoms for  $R^1$  through  $R^7$  is not particularly limited, and, the aryloxy group includes, for example, those which are listed as examples of the aryloxy group having 6 to 18 carbon atoms for the above-mentioned  $Ar^1$  through  $Ar^4$ .

**[0081]** The trialkylsilyl group having 3 to 18 carbon atoms for  $R^1$  through  $R^7$  is not particularly limited, and, the trialkylsilyl group includes, for example, those which are listed as examples of the trialkylsilyl group having 3 to 18 carbon atoms for the above-mentioned  $Ar^1$  through  $Ar^4$ .

**[0082]** The triarylsilyl group having 18 to 40 carbon atoms for  $R^1$  through  $R^7$  is not particularly limited, and, the triarylsilyl group includes, for example, those which are listed as examples of the triarylsilyl group having 18 to 40 carbon atoms for the above-mentioned  $Ar^1$  through  $Ar^4$ .

**[0083]** The halogen atom for  $R^1$  through  $R^7$  is not particularly limited, and the halogen atom includes, for example, those which are listed as examples of the halogen atom for the above-mentioned  $Ar^1$  through  $Ar^4$ .

**[0084]** In view of high triplet level and/or good hole transporting characteristic of the 4-aminocarbazole compound of formula (1),  $R^1$  through  $R^7$  preferably independently represent an aryl group having 6 to 30 carbon atoms, a heteroaryl group having 3 to 20 carbon atoms, a methyl group, an ethyl group, a straight, branched or cyclic alkyl group having 3 to 18 carbon atoms, a methoxy group, an ethoxy group, a straight, branched or cyclic alkoxy group having 3 to 18 carbon atoms, a cyano group, a hydrogen atom or a halogen atom.

**[0085]** In view of commercial availability of a raw material,  $R^1$  through  $R^7$  more preferably independently represent a phenyl group, a methylphenyl group, a methoxyphenyl group, a biphenyl group, a dibenzothienyl group, a dibenzofuranyl group, a methyl group, a methoxy group or a hydrogen atom. Especially preferably,  $R^1$  through  $R^7$  independently represent a phenyl group, a methylphenyl group, a methoxyphenyl group or a hydrogen atom.

**[0086]** In view of the industrial production process,  $R^4$ ,  $R^5$ ,  $R^6$  and  $R^7$  are especially preferably hydrogen atoms. Most preferably,  $R^1$ ,  $R^2$ ,  $R^4$ ,  $R^5$ ,  $R^6$  and  $R^7$  are hydrogen atoms.

**[0087]** In the 4-aminocarbazole compound of formula (1),  $n$  represents an integer of 0 to 2. In view of high triplet level and good hole transporting characteristic,  $n$  is preferably 0 or 1, and more preferably  $n$  is 0.

**[0088]** In the 4-aminocarbazole compound of formula (1),  $X$  represents an  $(n+1)$ -valent aromatic hydrocarbon group having 6 to 17 carbon atoms, an  $(n+1)$ -valent heteroaromatic group having 3 to 20 carbon atoms or an  $(n+1)$ -valent heteroarylphenyl group having 9 to 26 carbon atoms.

**[0089]** The above-mentioned aromatic hydrocarbon group, heteroaromatic group and heteroarylphenyl group may inde-

pendently have at least one substituent selected from the group consisting of a methyl group, an ethyl group, a straight, branched or cyclic alkyl group having 3 to 18 carbon atoms, a methoxy group, an ethoxy group, a straight, branched or cyclic alkoxy group having 3 to 18 carbon atoms, a halogenated alkyl group having 1 to 3 carbon atoms, a halogenated alkoxy group having 1 to 3 carbon atoms, an aryl group having 6 to 12 carbon atoms, an aryloxy group having 6 to 18 carbon atoms, a heteroaryl group having 3 to 20 carbon atoms, a trialkylsilyl group having 3 to 18 carbon atoms, a triarylsilyl group having 18 to 40 carbon atoms, a cyano group and a halogen atom.

**[0090]** The (n+1)-valent aromatic hydrocarbon group having 6 to 17 carbon atoms for X is not particularly limited, and, as specific examples thereof, there can be mentioned phenyl, phenylene, benzenetriyl, 2-methylphenyl, 3-methylphenyl, 4-methylphenyl, methylbenzenediyl, methylbenzenetriyl, 2-methoxyphenyl, 3-methoxyphenyl, 4-methoxyphenyl, methoxybenzenediyl, methoxybenzenetriyl, 2-cyanophenyl, 3-cyanophenyl, cyanobenzenediyl, cyanobenzenetriyl, biphenyl, biphenylene, biphenyltriyl, naphthyl, naphthylene, naphthalenetriyl, fluorenyl, fluorenediyl, fluorenetriyl, benzofluorenyl, benzofluorenediyl, benzofluorenetriyl, phenanthryl, phenanthrenediyl and phenanthrenetriyl groups.

**[0091]** The (n+1)-valent heteroaromatic group having 3 to 20 carbon atoms for X is not particularly limited, and includes a (n+1)-valent heteroaromatic group containing at least one hetero atom selected from an oxygen atom, a nitrogen atom and a sulfur atom. As specific examples of the (n+1)-valent heteroaromatic group, there can be mentioned imidazolyl, imidazole-diyl, imidazole-triyl, pyrazolyl, pyrazole-diyl, pyrazole-triyl, thiazolyl, thiazole-diyl, thiazole-triyl, isothiazolyl, isothiazole-diyl, isothiazole-triyl, oxazolyl, oxazole-diyl, oxazole-triyl, isoxazolyl, isoxazole-diyl, isoxazole-triyl, pyridyl, pyridinediyl, pyridinetriyl, 2-methylpyridyl, 3-methylpyridyl, 4-methylpyridyl, methylpyridinediyl, methylpyridinetriyl, 2-methoxypyridyl, 3-methoxypyridyl, 4-methoxypyridyl, methoxypyridinediyl, methoxypyridinetriyl, 2-cyanopyridyl, 3-cyanopyridyl, 4-cyanopyridyl, cyanopyridinediyl, cyanopyridinetriyl, pyrimidyl, pyrimidinediyl, pyrimidinetriyl, pyrazyl, pyrazinediyl, pyrazinetriyl, 1,3,5-triazyl, 1,3,5-triazinediyl, 1,3,5-triazinetriyl, benzimidazolyl, benzimidazole-diyl, benzimidazole-triyl, indazolyl, indazole-diyl, indazole-triyl, benzthiazolyl, benzthiazole-diyl, benzthiazole-triyl, benzisothiazolyl, benzisothiazole-diyl, benzisothiazole-triyl, 2,1,3-benzthiadiazolyl, 2,1,3-benzthiadiazole-diyl, 2,1,3-benzthiadiazole-triyl, benzoxazolyl, benzoxazole-diyl, benzoxazole-triyl, benzisoxazolyl, benzisoxazole-diyl, benzisoxazole-triyl, 2,1,3-benzoxadiazolyl, 2,1,3-benzoxadiazole-diyl, 2,1,3-benzoxadiazole-triyl, quinolyl, quinoline-diyl, quinoline-triyl, isoquinolyl, isoquinoline-diyl, isoquinoline-triyl, quinoxalyl, quinoxaline-diyl, quinoxaline-triyl, quinazolyl, quinazoline-diyl, quinazoline-triyl, acrydyl, acrydinediyl, acrydinetriyl, 1,10-phenanthrolyl, 1,10-phenanthroline-diyl, 1,10-phenanthroline-triyl, pyrrolyl, pyrrolediyl, pyrrole-triyl, furyl, furandiyl, furan-triyl, thienyl, thiophenediyl, thiophenetriyl, indolyl, indole-diyl, indole-triyl, benzothienyl, benzothiophenediyl, benzothiophenetriyl, 4-carbazolyl, carbazole-diyl, carbazole-triyl, dibenzothienyl, dibenzothiophenediyl, dibenzothiophenetriyl, dibenzofuran-yl, dibenzofurandiyl and dibenzofuran-triyl groups.

**[0092]** The (n+1)-valent heteroarylphenyl group having 9 to 26 carbon atoms for X is not particularly limited, and, as specific examples thereof, there can be mentioned pyridylphenyl, pyridylphenyldiyl, pyridylphenyltriyl, imidazolylphenyl, imidazolylphenyldiyl, imidazolylphenyl-

triyl, benzimidazolylphenyl, benzimidazolylphenyldiyl, benzimidazolylphenyltriyl, benzthiazolylphenyl, benzthiazolylphenyldiyl, benzthiazolylphenyltriyl, triazolylphenyl, triazolylphenyldiyl, triazolylphenyltriyl, pyrrolylphenyl, pyrrolylphenyldiyl, pyrrolylphenyltriyl, furanylphenyl, furanylphenyldiyl, furanylphenyltriyl, dibenzofuran-phenyl, dibenzofuranylphenyldiyl, dibenzofuranylphenyltriyl, dibenzothienylphenyl, dibenzothienylphenyldiyl and dibenzothienylphenyltriyl groups.

**[0093]** The straight, branched or cyclic alkyl group having 3 to 18 carbon atoms, which X may have as a substituent, is not particularly limited. The alkyl group includes, for example, those which are listed as examples of the straight, branched or cyclic alkyl group having 3 to 18 carbon atoms for the above-mentioned Ar<sup>1</sup> through Ar<sup>4</sup>.

**[0094]** The straight, branched or cyclic alkoxy group having 3 to 18 carbon atoms, which X may have as a substituent, is not particularly limited. The alkoxy group includes, for example, those which are listed as examples of the straight, branched or cyclic alkoxy group having 3 to 18 carbon atoms for the above-mentioned Ar<sup>1</sup> through Ar<sup>4</sup>.

**[0095]** The halogenated alkyl group having 1 to 3 carbon atoms, which X may have as a substituent, is not particularly limited. The halogenated alkyl group includes, for example, those which are listed as examples of the halogenated alkyl group having 1 to 3 carbon atoms for the above-mentioned Ar<sup>1</sup> through Ar<sup>4</sup>.

**[0096]** The halogenated alkoxy group having 1 to 3 carbon atoms, which X may have as a substituent, is not particularly limited. The halogenated alkoxy group includes, for example, those which are listed as examples of the halogenated alkoxy group having 1 to 3 carbon atoms for the above-mentioned Ar<sup>1</sup> through Ar<sup>4</sup>.

**[0097]** The aryl group having 6 to 12 carbon atoms, which X may have as a substituent, is not particularly limited. The aryl group includes, for example, phenyl, 2-methylphenyl, 3-methylphenyl, 4-methylphenyl, 2-methoxyphenyl, 3-methoxyphenyl, 4-methoxyphenyl, 2-cyanophenyl, 3-cyanophenyl, biphenyl and naphthyl groups.

**[0098]** The aryloxy group having 6 to 18 carbon atoms, which X may have as a substituent, is not particularly limited. The aryloxy group includes, for example, those which are listed as examples of the aryloxy group having 6 to 18 carbon atoms for the above-mentioned Ar<sup>1</sup> through Ar<sup>4</sup>.

**[0099]** The heteroaryl group having 3 to 20 carbon atoms, which X may have as a substituent, is not particularly limited. The heteroaryl group includes, for example, those which are listed as examples of the heteroaryl group having 3 to 20 carbon atoms for the above-mentioned Ar<sup>1</sup> through Ar<sup>4</sup>.

**[0100]** The trialkylsilyl group having 3 to 18 carbon atoms, which X may have as a substituent, is not particularly limited. The trialkylsilyl group includes, for example, those which are listed as examples of the trialkylsilyl group having 3 to 18 carbon atoms for the above-mentioned Ar<sup>1</sup> through Ar<sup>4</sup>.

**[0101]** The triarylsilyl group having 18 to 40 carbon atoms, which X may have as a substituent, is not particularly limited. The triarylsilyl group includes, for example, those which are listed as examples of the triarylsilyl group having 18 to 40 carbon atoms for the above-mentioned Ar<sup>1</sup> through Ar<sup>4</sup>.

**[0102]** As specific examples of X, there can be mentioned phenyl, 4-methylphenyl, 3-methylphenyl, 2-methylphenyl, 4-ethylphenyl, 3-ethylphenyl, 2-ethylphenyl, 4-n-propylphenyl, 4-isopropylphenyl, 2-isopropylphenyl, 4-n-butylphenyl, 4-isobutylphenyl, 4-sec-butylphenyl, 4-tert-butylphenyl, 4-n-pentylphenyl, 4-isopentylphenyl, 4-neopentylphenyl, 4-n-hexylphenyl, 4-n-octylphenyl, 4-n-decylphenyl, 4-n-dodecylphenyl, 4-cyclopentylphenyl, 4-cyclohexylphenyl,

4-tritylphenyl, 3-tritylphenyl, 4-triphenylsilylphenyl, 3-triphenylsilylphenyl, 2,4-dimethylphenyl, 2,5-dimethylphenyl, 3,4-dimethylphenyl, 3,5-dimethylphenyl, 2,6-dimethylphenyl, 2,3,5-trimethylphenyl, 2,3,6-trimethylphenyl, 3,4,5-trimethylphenyl, 4-methoxyphenyl, 3-methoxyphenyl, 2-methoxyphenyl, 4-ethoxyphenyl, 3-ethoxyphenyl, 2-ethoxyphenyl, 4-n-propoxyphenyl, 3-n-propoxyphenyl, 4-isopropoxyphenyl, 2-isopropoxyphenyl, 4-n-butoxyphenyl, 4-isobutoxyphenyl, 2-sec-butoxyphenyl, 4-n-pentyloxyphenyl, 4-isopentyloxyphenyl, 2-isopentyloxyphenyl, 4-neopentyloxyphenyl, 2-neopentyloxyphenyl, 4-n-hexyloxyphenyl, 2-(2-ethylbutyl)oxyphenyl, 4-n-octyloxyphenyl, 4-n-decyloxyphenyl, 4-n-dodecyloxyphenyl, 4-n-tetradecyloxyphenyl, 4-cyclohexyloxyphenyl, 2-cyclohexyloxyphenyl, 4-phenoxyphenyl, 3-phenoxyphenyl, 2-methyl-4-methoxyphenyl, 2-methyl-5-methoxyphenyl, 3-methyl-4-methoxyphenyl, 3-methyl-5-methoxyphenyl, 3-ethyl-5-methoxyphenyl, 2-methoxy-4-methylphenyl, 3-methoxy-4-methylphenyl, 2,4-dimethoxyphenyl, 2,5-dimethoxyphenyl, 2,6-dimethoxyphenyl, 3,4-dimethoxyphenyl, 3,5-dimethoxyphenyl, 3,5-diethoxyphenyl, 3,5-di-n-butoxyphenyl, 2-methoxy-4-ethoxyphenyl, 2-methoxy-6-ethoxyphenyl, 3,4,5-trimethoxyphenyl, 4-cyanophenyl, 3-cyanophenyl, 4-fluorophenyl, 3-fluorophenyl, 2-fluorophenyl, 2,3-difluorophenyl, 2,4-difluorophenyl, 2,5-difluorophenyl, 2,6-difluorophenyl, 3,4-difluorophenyl, 3,5-difluorophenyl, 4-biphenyl, 3-biphenyl, 2-biphenyl, 2-methyl-1,1'-biphenyl-4-yl, 3-methyl-1,1'-biphenyl-4-yl, 2'-methyl-1,1'-biphenyl-4-yl, 3'-methyl-1,1'-biphenyl-4-yl, 4'-methyl-1,1'-biphenyl-4-yl, 2,6-dimethyl-1,1'-biphenyl-4-yl, 2,2'-dimethyl-1,1'-biphenyl-4-yl, 2,3'-dimethyl-1,1'-biphenyl-4-yl, 2,4'-dimethyl-1,1'-biphenyl-4-yl, 3,2'-dimethyl-1,1'-biphenyl-4-yl, 2',3'-dimethyl-1,1'-biphenyl-4-yl, 2',4'-dimethyl-1,1'-biphenyl-4-yl, 2',5'-dimethyl-1,1'-biphenyl-4-yl, 2',6'-dimethyl-1,1'-biphenyl-4-yl, 1-naphthyl, 2-naphthyl, 2-methylnaphthalene-1-yl, 4-methylnaphthalene-1-yl, 6-methylnaphthalene-2-yl, 4-(1-naphthyl)phenyl, 4-(2-naphthyl)phenyl, 3-(1-naphthyl)phenyl, 3-(2-naphthyl)phenyl, 3-methyl-4-(1-naphthyl)phenyl, 3-methyl-4-(2-naphthyl)phenyl, 4-(2-methylnaphthalen-1-yl)phenyl, 3-(2-methylnaphthalen-1-yl)phenyl, 4-phenylnaphthalen-1-yl, 4-(2-methylphenyl)naphthalen-1-yl, 4-(3-methylphenyl)naphthalen-1-yl, 4-(4-methylphenyl)naphthalen-1-yl, 6-phenylnaphthalen-2-yl, 4-(2-methylphenyl)naphthalen-2-yl, 4-(3-methylphenyl)naphthalen-2-yl, 4-(4-methylphenyl)naphthalen-2-yl, 2-fluorenyl, 9,9-dimethyl-2-fluorenyl, 9,9-diethyl-2-fluorenyl, 9,9-di-n-propyl-2-fluorenyl, 9,9-di-n-octyl-2-fluorenyl, 9,9-diphenyl-2-fluorenyl, 9-phenanthryl, 2-phenanthryl, benzofluorenyl, 1-imidazolyl, 2-phenyl-1-imidazolyl, 2-phenyl-3,4-dimethyl-1-imidazolyl, 2,3,4-triphenyl-1-imidazolyl, 2-(2-naphthyl)-3,4-dimethyl-1-imidazolyl, 2-(2-naphthyl)-3,4-diphenyl-1-imidazolyl, 1-methyl-2-imidazolyl, 1-ethyl-2-imidazolyl, 1-phenyl-2-imidazolyl, 1-methyl-4-phenyl-2-imidazolyl, 1,4,5-trimethyl-2-imidazolyl, 1-methyl-4,5-diphenyl-2-imidazolyl, 1-phenyl-4,5-dimethyl-2-imidazolyl, 1,4,5-triphenyl-2-imidazolyl, 1-phenyl-4,5-dibiphenyl-2-imidazolyl, 1-methyl-3-pyrazolyl, 1-phenyl-3-pyrazolyl, 1-methyl-4-pyrazolyl, 1-phenyl-4-pyrazolyl, 1-methyl-5-pyrazolyl, 1-phenyl-5-pyrazolyl, 2-thiazolyl, 4-thiazolyl, 5-thiazolyl, 3-isothiazolyl, 4-isothiazolyl, 5-isothiazolyl, 2-oxazolyl, 4-oxazolyl, 5-oxazolyl, 3-isoxazolyl, 4-isoxazolyl, 5-isoxazolyl, 2-pyridyl, 3-methyl-2-pyridyl, 4-methyl-2-pyridyl, 5-methyl-2-pyridyl, 6-methyl-2-pyridyl, 3-pyridyl, 4-methyl-3-pyridyl, 4-pyridyl,

2-pyrimidyl, 2,2'-bipyridin-3-yl, 2,2'-bipyridin-4-yl, 2,2'-bipyridin-5-yl, 2,3'-bipyridin-3-yl, 2,3'-bipyridin-4-yl, 2,3'-bipyridin-5-yl, 5-pyrimidyl, pyrazinyl, 1,3,5-triazyl, 4,6-diphenyl-1,3,5-triazin-2-yl, 1-benzimidazolyl, 2-methyl-1-benzimidazolyl, 2-phenyl-1-benzimidazolyl, 1-methyl-2-benzimidazolyl, 1-phenyl-2-benzimidazolyl, 1-methyl-5-benzimidazolyl, 1,2-dimethyl-5-benzimidazolyl, 1-methyl-2-phenyl-5-benzimidazolyl, 1-phenyl-5-benzimidazolyl, 1,2-diphenyl-5-benzimidazolyl, 1-methyl-6-benzimidazolyl, 1,2-dimethyl-6-benzimidazolyl, 1-methyl-2-phenyl-6-benzimidazolyl, 1-phenyl-6-benzimidazolyl, 1,2-diphenyl-6-benzimidazolyl, 1-methyl-3-indazolyl, 1-phenyl-3-indazolyl, 2-benzothiazolyl, 4-benzothiazolyl, 5-benzothiazolyl, 6-benzothiazolyl, 7-benzothiazolyl, 3-benzisothiazolyl, 4-benzisothiazolyl, 5-benzisothiazolyl, 6-benzisothiazolyl, 7-benzisothiazolyl, 2,1,3-benzothiadiazol-4-yl, 2,1,3-benzothiadiazol-5-yl, 2-benzoxazolyl, 4-benzoxazolyl, 5-benzoxazolyl, 6-benzoxazolyl, 7-benzoxazolyl, 3-benzisoxazolyl, 4-benzisoxazolyl, 5-benzisoxazolyl, 6-benzisoxazolyl, 7-benzisoxazolyl, 2,1,3-benzoxadiazol-4-yl, 2,1,3-benzoxadiazol-5-yl, 2-quinolyl, 3-quinolyl, 5-quinolyl, 6-quinolyl, 1-isoquinolyl, 4-isoquinolyl, 5-isoquinolyl, 2-quinoxalyl, 3-phenyl-2-quinoxalyl, 6-quinoxalyl, 2,3-dimethyl-6-quinoxalyl, 2,3-diphenyl-6-quinoxalyl, 2-quinazolyl, 4-quinazolyl, 2-acrydyl, 9-acrydyl, 1,10-phenanthroline-3-yl, 1,10-phenanthroline-5-yl, 2-thienyl, 3-thienyl, 2-furanyl, 3-furanyl, 1-methylindol-2-yl, 1-phenylindol-2-yl, 2-benzothieryl, 2-dibenzothieryl, 4-dibenzothieryl, 2-dibenzofuranyl, 4-dibenzofuranyl, 4-(2-pyridyl)phenyl, 4-(3-pyridyl)phenyl, 4-(4-pyridyl)phenyl, 3-(2-pyridyl)phenyl, 3-(3-pyridyl)phenyl, 3-(4-pyridyl)phenyl, 4-(2-phenylimidazol-1-yl)phenyl, 4-(1-phenylimidazol-2-yl)phenyl, 4-(2,3,4-triphenylimidazol-1-yl)phenyl, 4-(1-methyl-4,5-diphenylimidazol-2-yl)phenyl, 4-(2-methylbenzimidazol-1-yl)phenyl, 4-(2-phenylbenzimidazol-1-yl)phenyl, 4-(1-methylbenzimidazol-2-yl)phenyl, 3-(2-methylbenzimidazol-1-yl)phenyl, 3-(2-phenylbenzimidazol-1-yl)phenyl, 3-(1-methylbenzimidazol-2-yl)phenyl, 3-(2-phenylbenzimidazol-1-yl)phenyl, 4-(3,5-diphenyltriazin-1-yl)phenyl, 4-(2-thienyl)phenyl, 4-(2-furanyl)phenyl, 5-phenylthiophen-2-yl, 5-phenylpyridin-2-yl, 4-phenylpyridin-2-yl, 5-phenylpyridin-3-yl, 4-(9-carbazolyl)phenyl and 3-(9-carbazolyl)phenyl.

**[0103]** Specific examples of X further includes divalent counterpart aromatic groups and trivalent counterpart aromatic compounds of the above-listed univalent aromatic groups.

**[0104]** X is not limited to these univalent, divalent and trivalent aromatic groups.

**[0105]** In view of good characteristics of organic EL devices made from the 4-aminocarbazole compound of formula (1), X is preferably selected from (n+1)-valent benzene, (n+1)-valent biphenyl, (n+1)-valent naphthalene, (n+1)-valent phenanthrene, (n+1)-valent fluorene, (n+1)-valent naphthylbenzene, (n+1)-valent pyridine, (n+1)-valent pyrimidine, (n+1)-valent 1,3,5-triazine, (n+1)-valent quinoline, (n+1)-valent dibenzothiophene, (n+1)-valent dibenzofurane, (n+1)-valent pyridylbenzene, (n+1)-valent imidazolylbenzene, (n+1)-valent benzimidazolylbenzene and (n+1)-valent benzthiazolylbenzene. These preferable aromatic rings may have at least one substituent selected from the group consisting of a methyl group, an ethyl group, a straight, branched or cyclic alkyl group having 3 to 18 carbon atoms, a methoxy group, an ethoxy group, a straight, branched or cyclic alkoxy group having 3 to 18 carbon atoms, an aryl group having 6 to 12

carbon atoms, a heteroaryl group having 3 to 20 carbon atoms, a cyano group and a halogen atom.

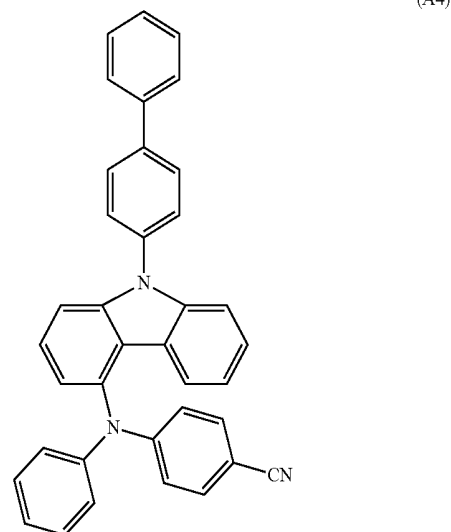
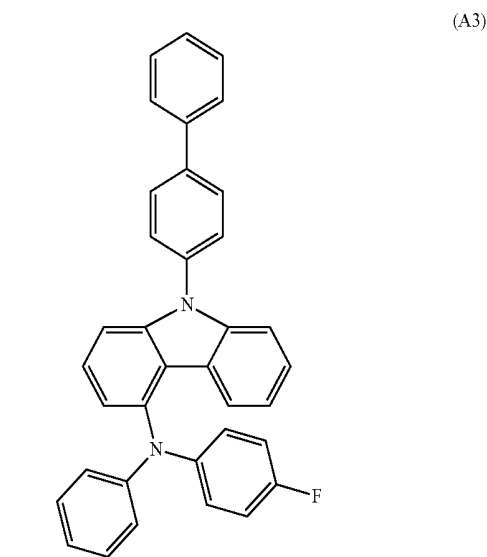
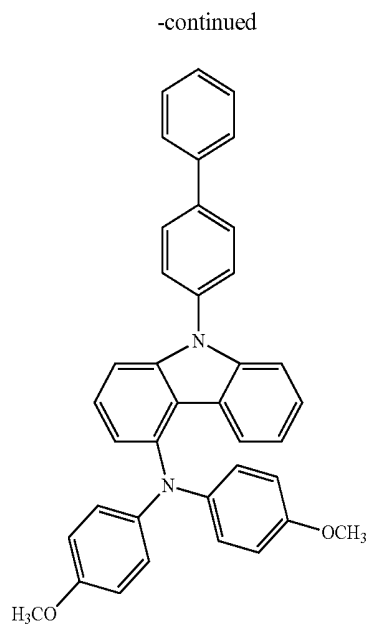
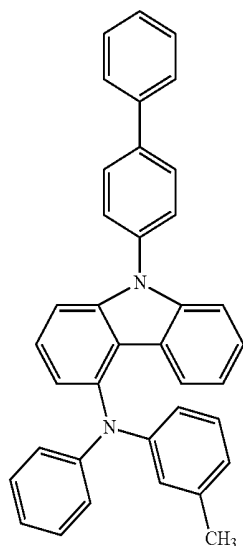
[0106] X is more preferably selected from (n+1)-valent benzene, (n+1)-valent biphenyl, (n+1)-valent quinoline, (n+1)-valent dibenzothiophene, 2,4-diphenyl-1,3,5-triazine and (n+1)-valent pyridylphenylbenzene. X is especially preferably selected from a phenyl group, a quinolyl group, a dibenzothieryl group, a 2,4-diphenyl-1,3,5-triazinyl group and a pyridylphenyl group.

[0107] As described in the background art, in order to attain a high emitting efficiency in the organic EL device using a phosphorescent emitting material, it is required to use a hole transport material having a triplet level higher than a triplet level of the emitting material.

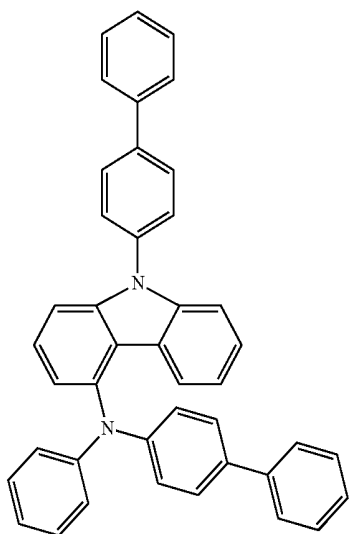
[0108] Thus, in the case when an organic EL device is made by using a hole transport material in combination with, for example, tris(2-phenylpyridine)iridium (hereinafter abbreviated to as "Ir(ppy)<sub>3</sub>" when appropriate), which is typical phosphorescent material emitting green light and has a triplet of 2.42 eV (see non-patent document 1), it is required that the hole transport material used should have a triplet higher than 2.42 eV. Therefore, the triplet level of the 4-aminocarbazole compound of formula (1) is not particularly limited, but is preferably at least 2.43 eV, more preferably at least 2.50 eV.

[0109] Thus, in the case when an organic EL device is made by using a hole transport material in combination with, for example, bis[2-(4,6-difluorophenyl)pyridinato-N,C']iridium (III)-picolinate (hereinafter abbreviated to as "Flrpic" when appropriate), which is typical phosphorescent material emitting blue light and has a triplet of 2.65 eV (see Applied Physics Letters, 2003, vol. 82, p 2422), it is required that the hole transport material used should have a triplet higher than 2.65 eV. Therefore, the triplet level of the 4-aminocarbazole compound of formula (1) is not particularly limited, but is preferably at least 2.66 eV, more preferably at least 2.70 eV.

[0110] Preferable specific examples of the 4-aminocarbazole compound of formula (1) are listed in the following chemical formulae, but the 4-aminocarbazole compound should not be construed to be limited thereto.

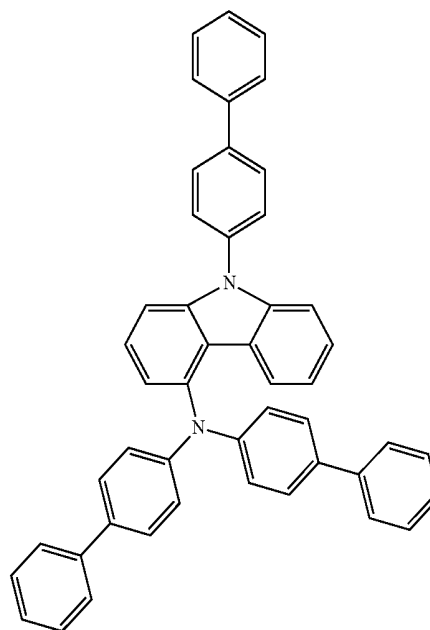


-continued



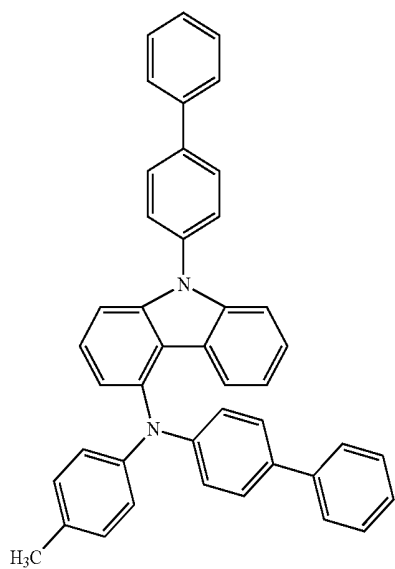
(A5)

-continued



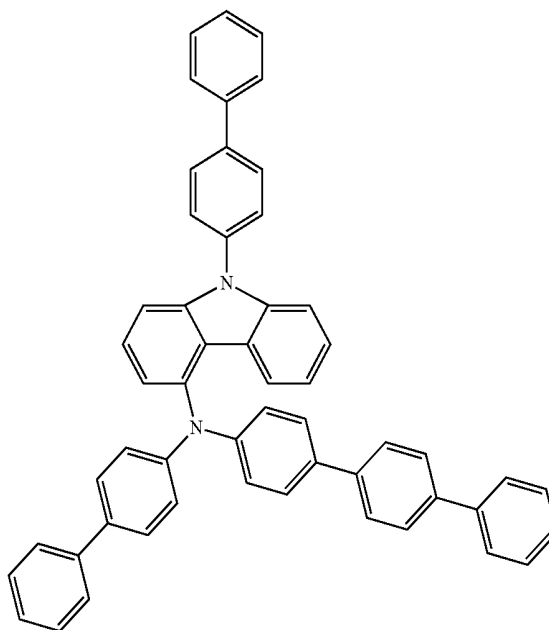
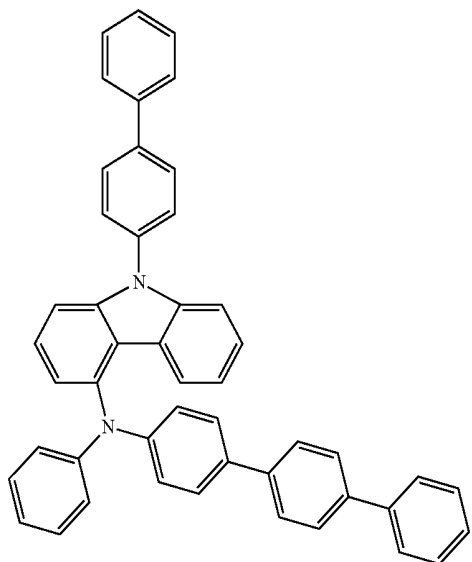
(A8)

(A6)



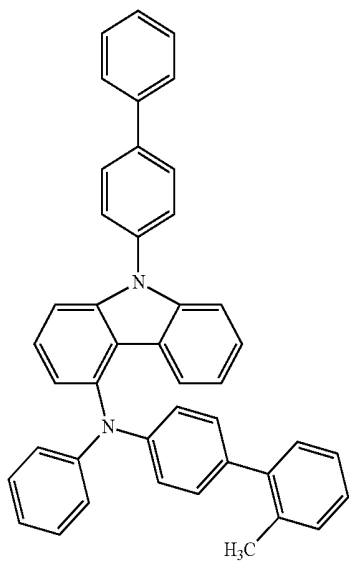
(A9)

(A7)



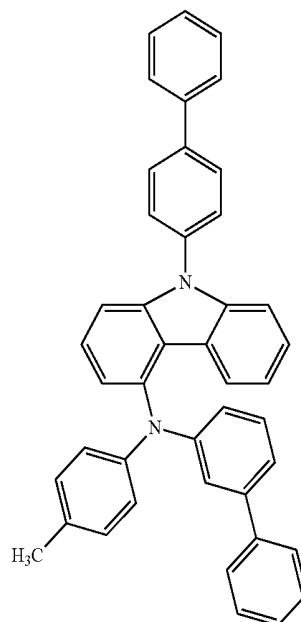
-continued

(A10)

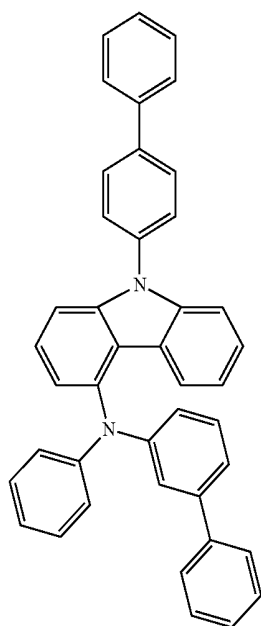


-continued

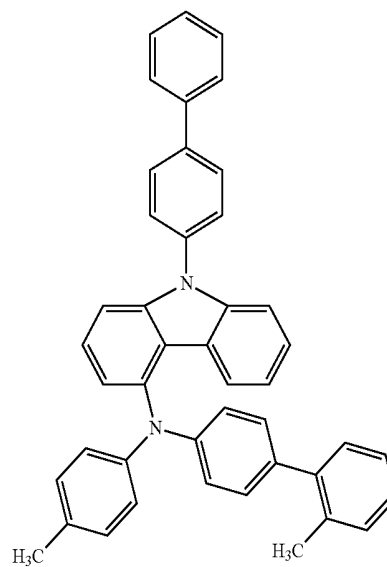
(A12)



(A11)

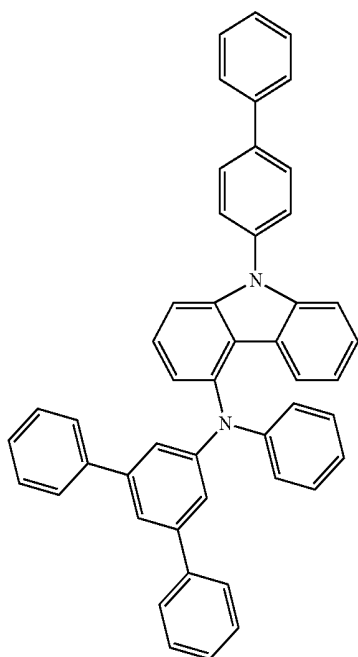


(A13)



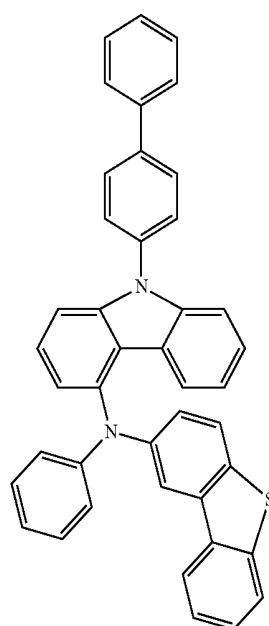
-continued

(A14)

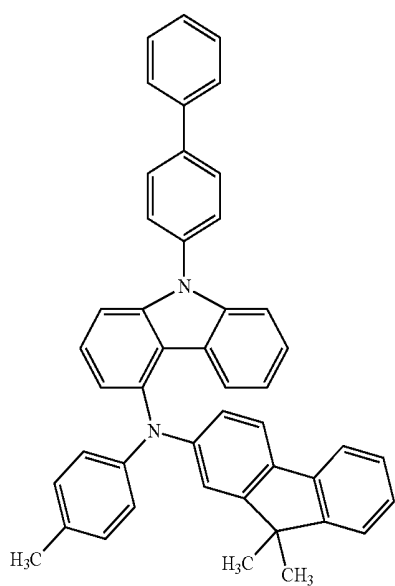


-continued

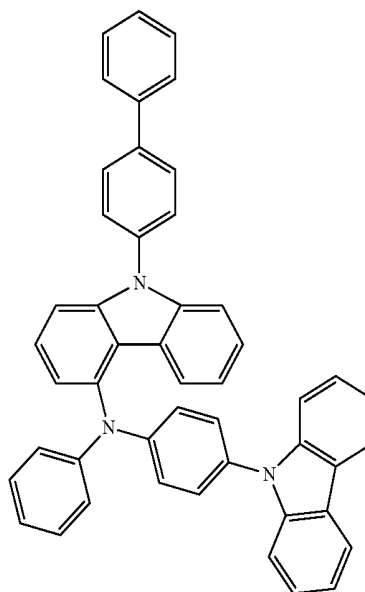
(A16)



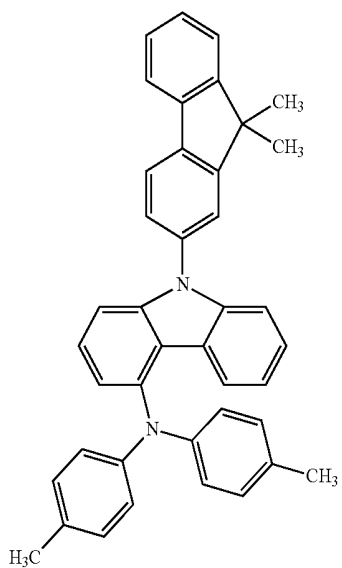
(A15)



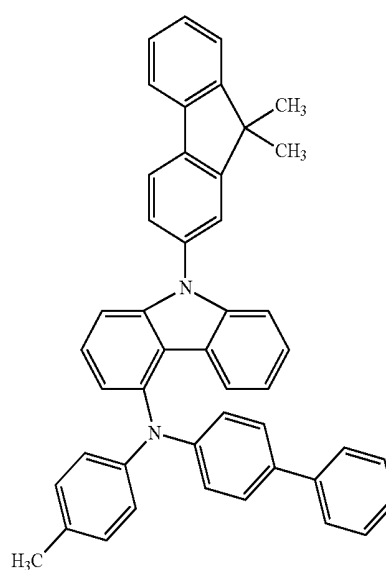
(A17)



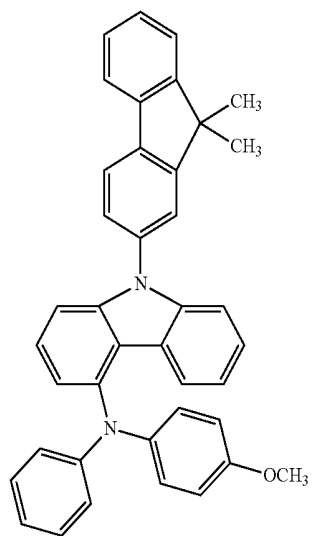
-continued



-continued

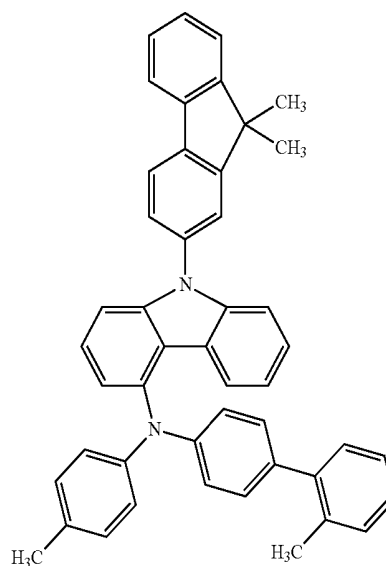
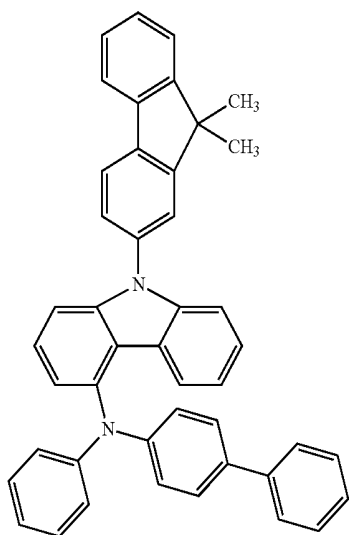


(A19)



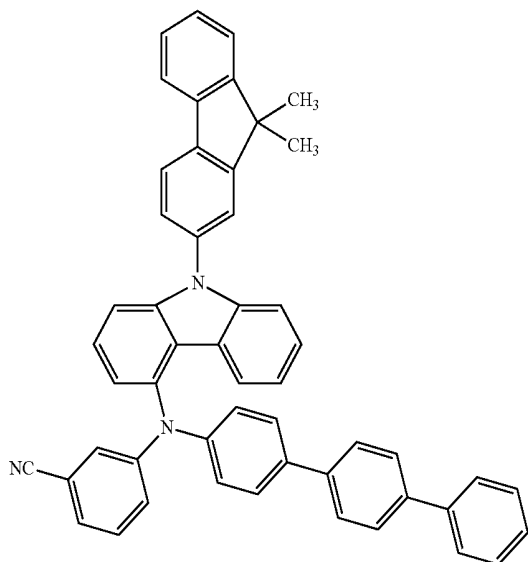
(A22)

(A20)



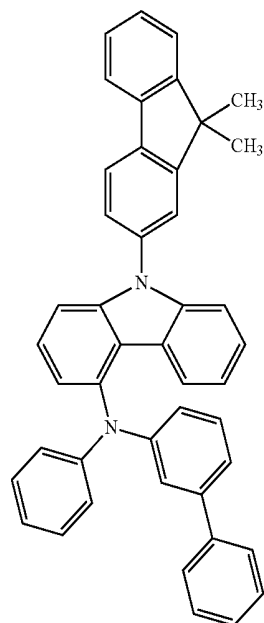
-continued

(A23)

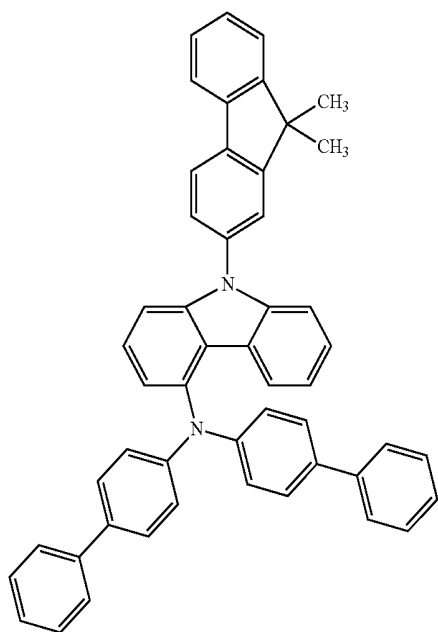


-continued

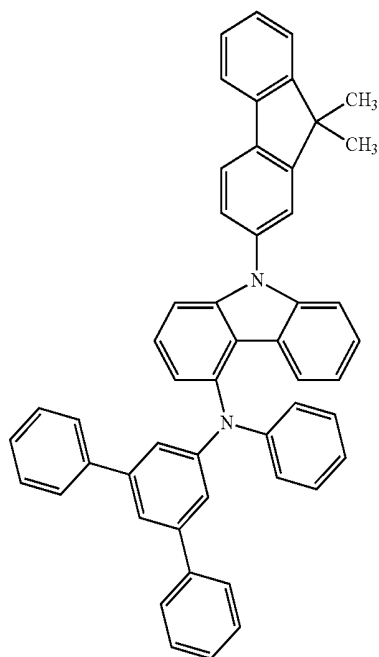
(A25)



(A24)

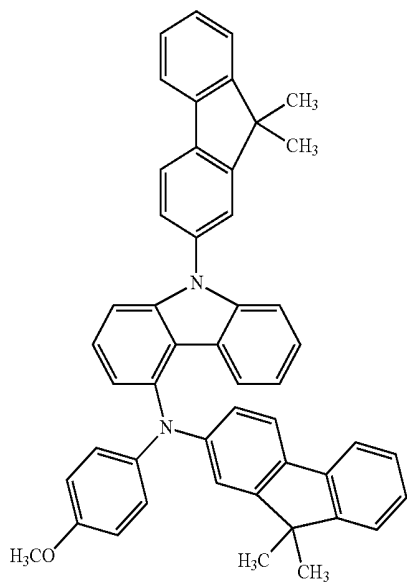


(A26)



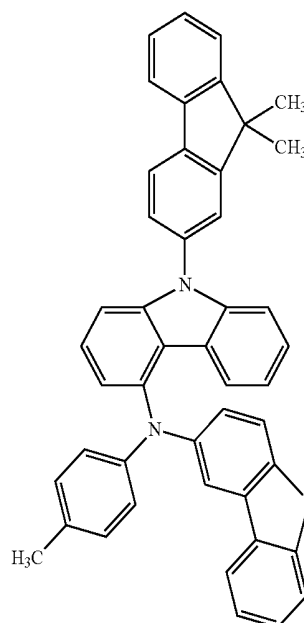
-continued

(A27)

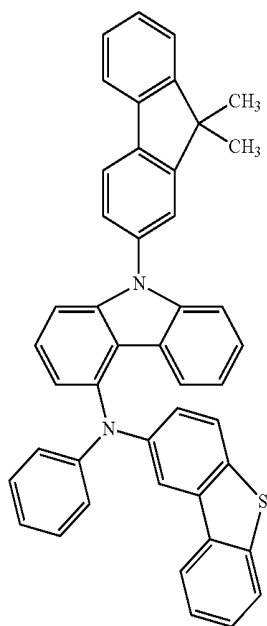


-continued

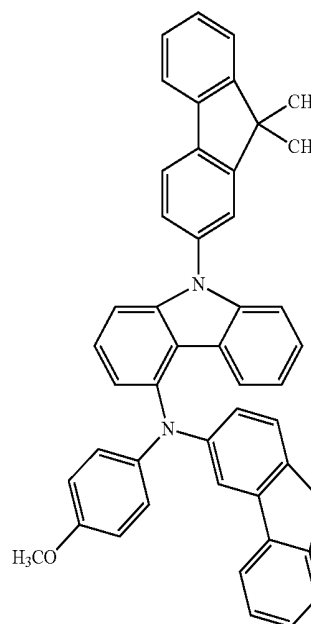
(A29)



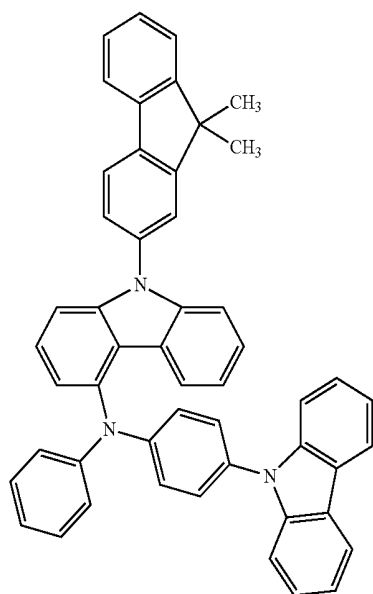
(A28)



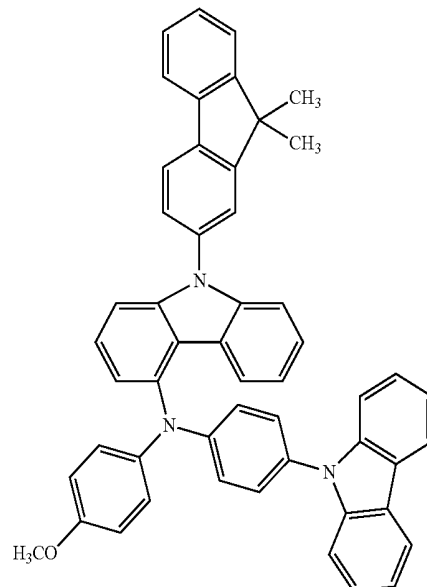
(A30)



-continued



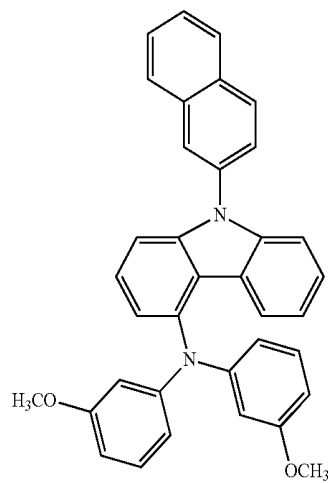
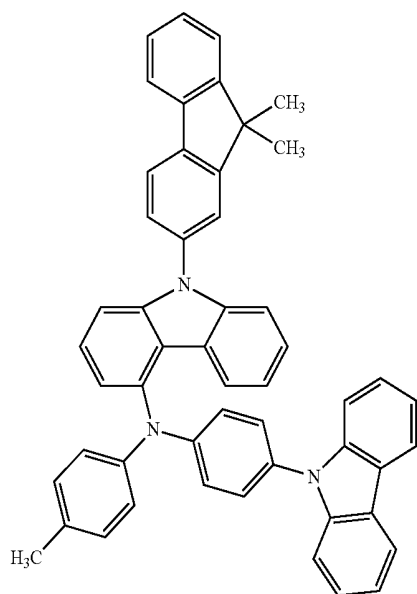
-continued



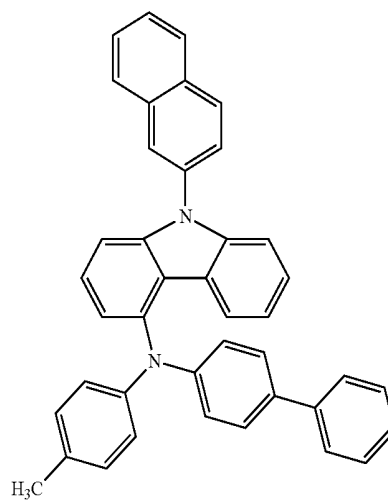
(A33)

(A34)

(A32)

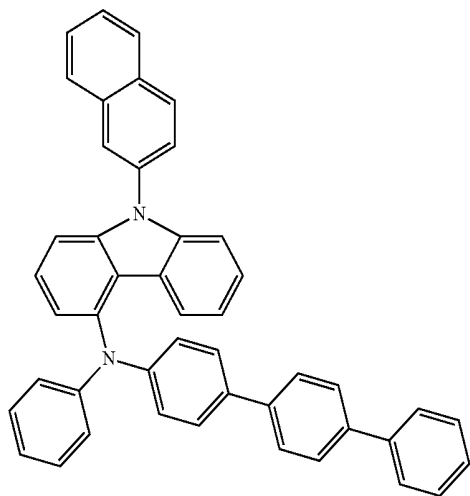


(A35)

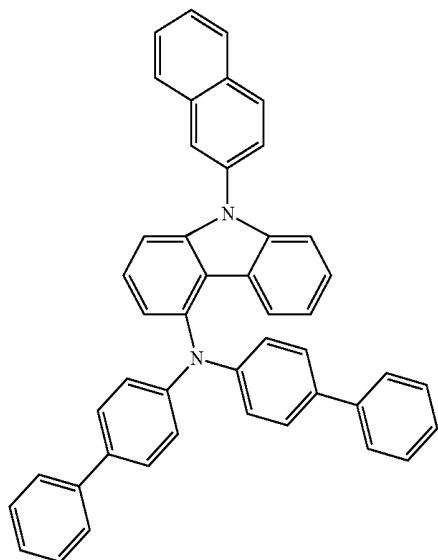


-continued

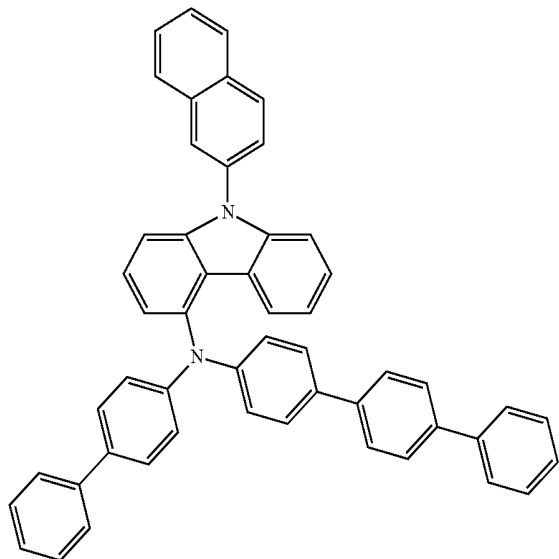
(A36)



(A37)

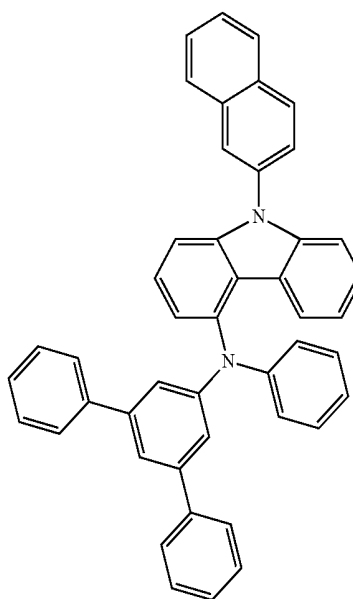


(A38)

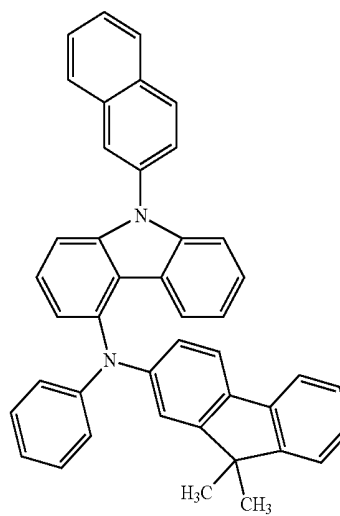


-continued

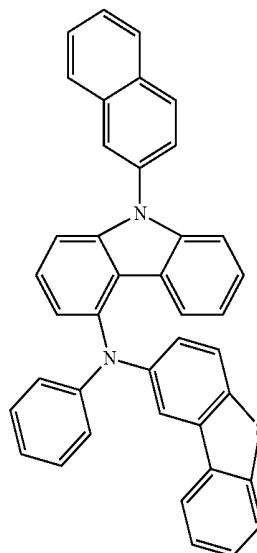
(A39)



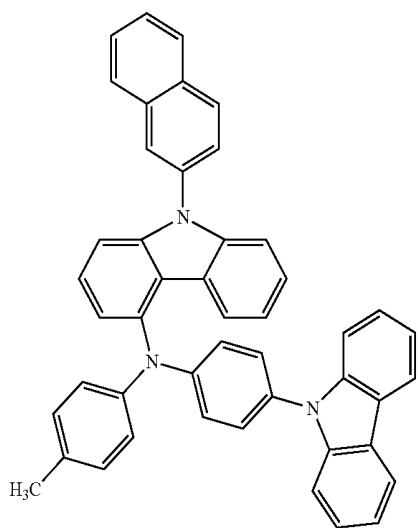
(A40)



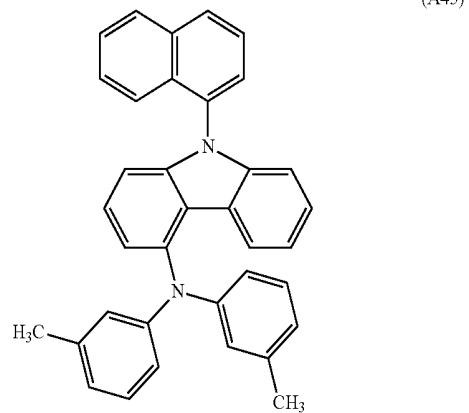
(A41)



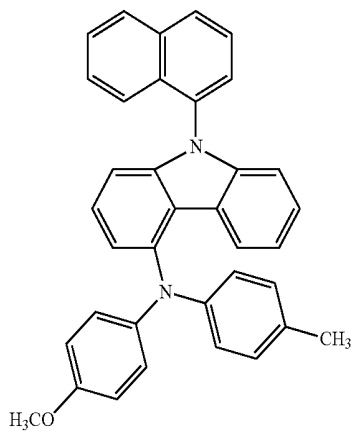
-continued



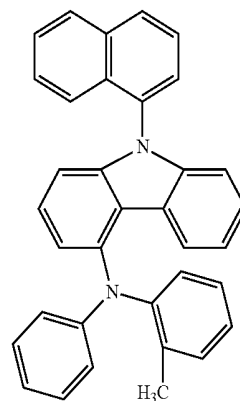
-continued



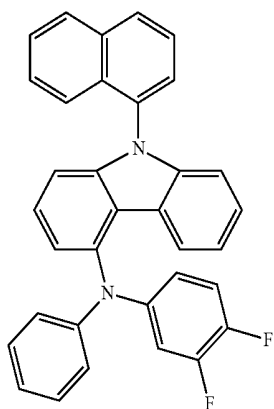
(A43)



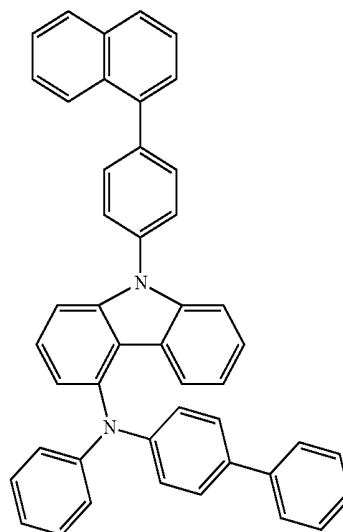
(A46)



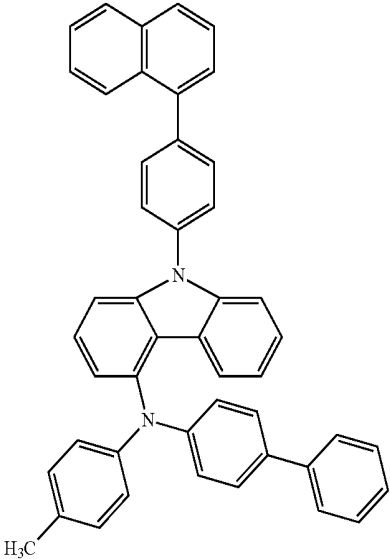
(A44)



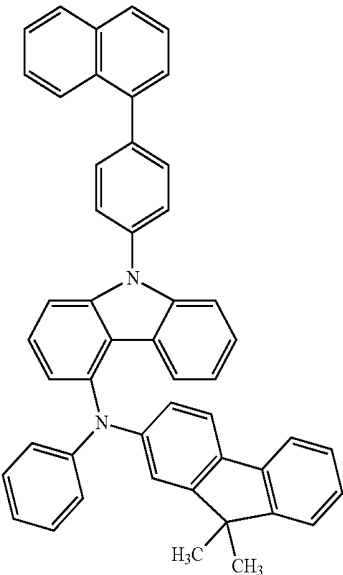
(A47)



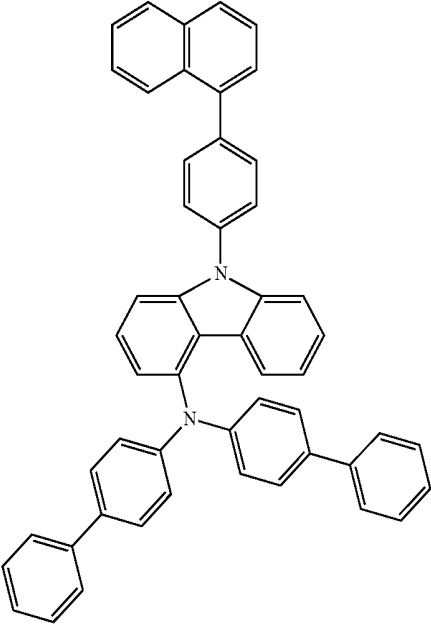
-continued



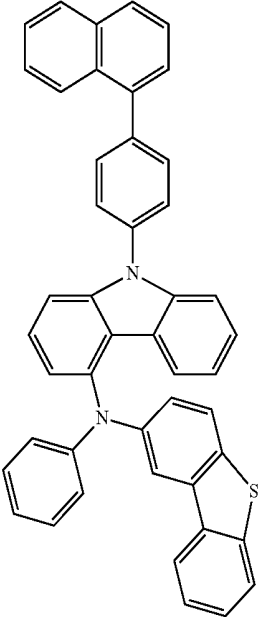
-continued



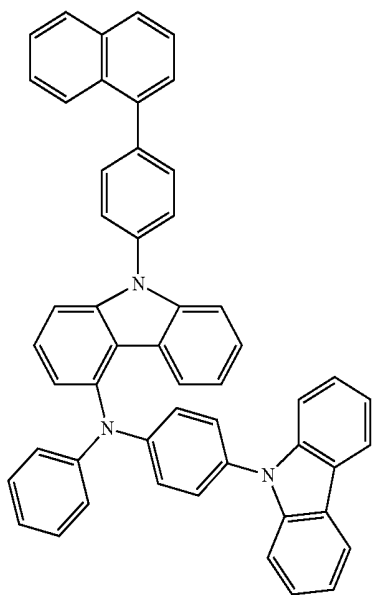
(A49)



(A51)

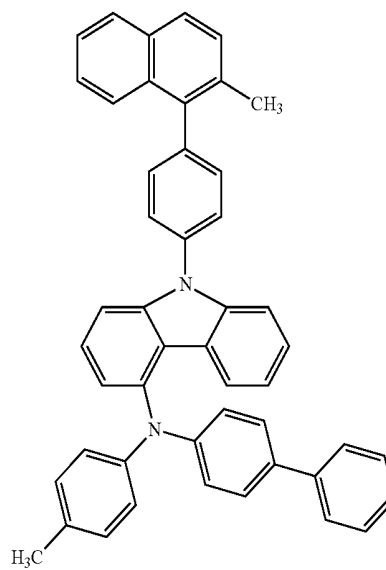


-continued



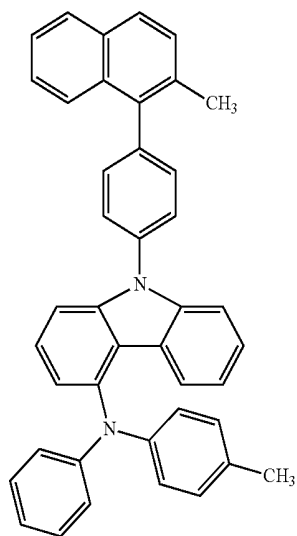
(A52)

-continued

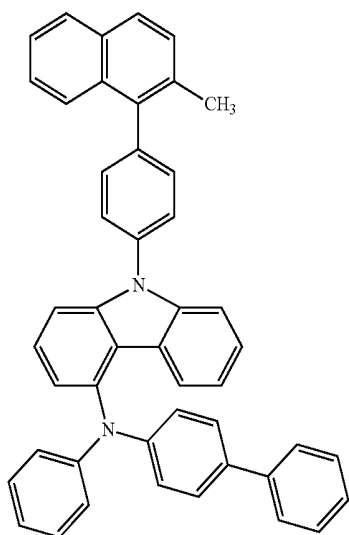


(A55)

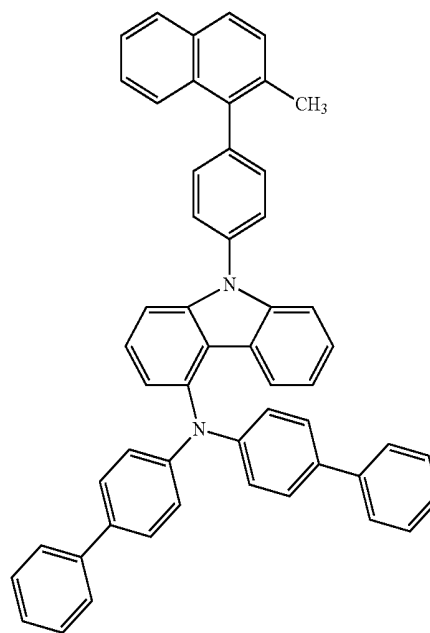
(A53)



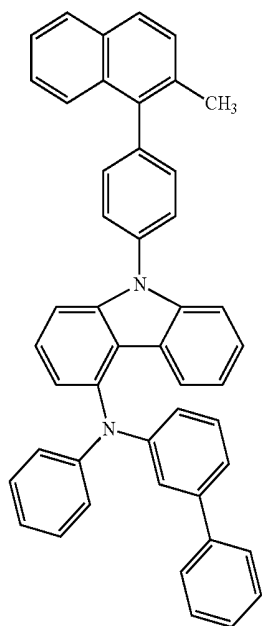
(A54)



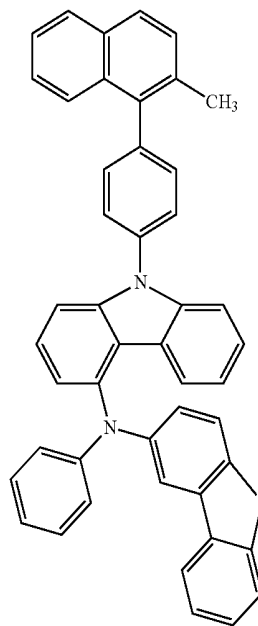
(A56)



-continued



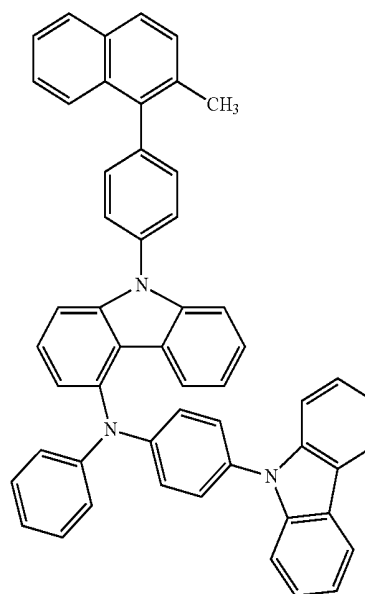
-continued



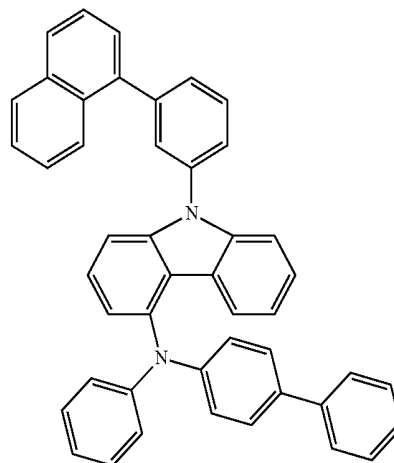
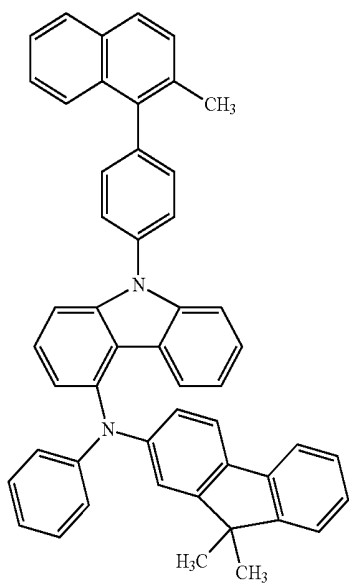
(A59)

(A60)

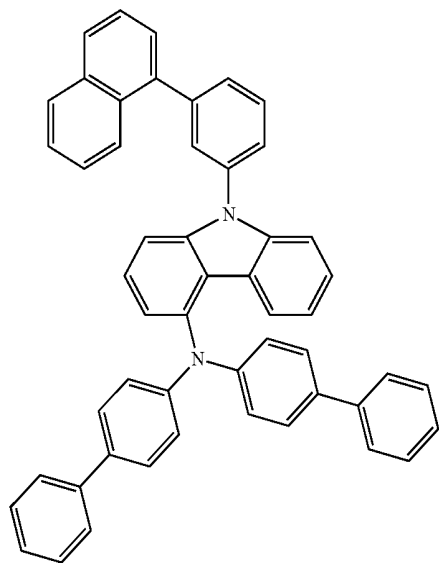
(A58)



(A61)

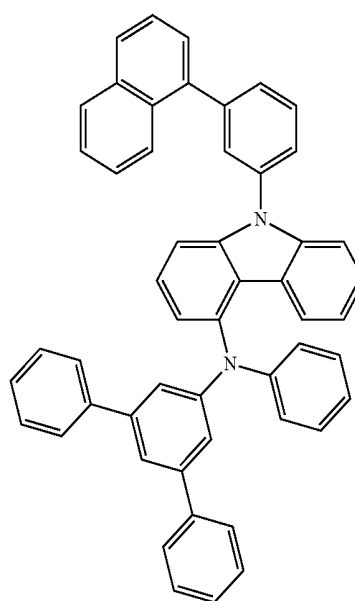


-continued

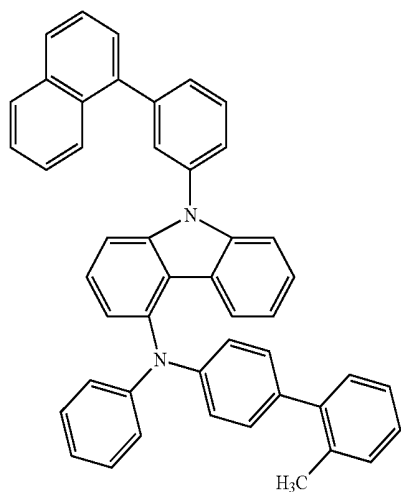


(A62)

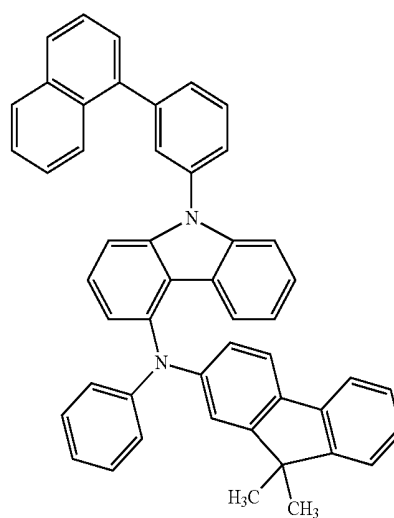
-continued



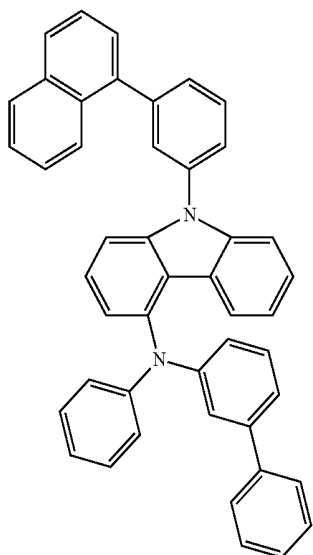
(A65)



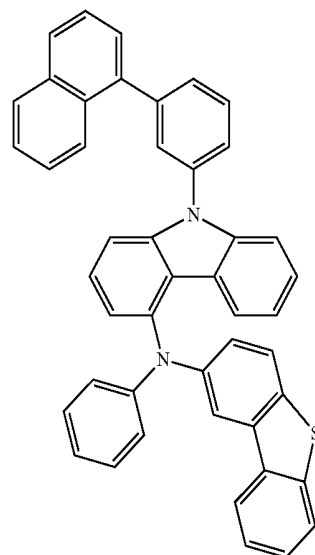
(A63)



(A66)

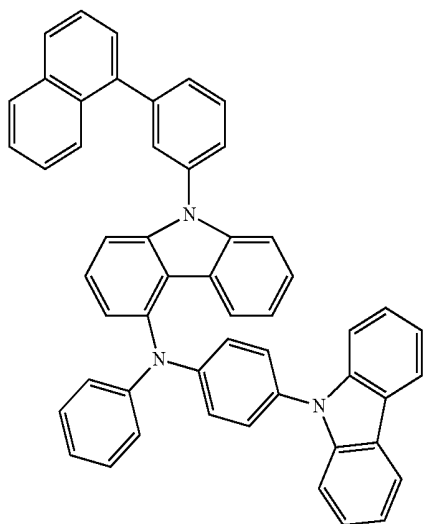


(A64)



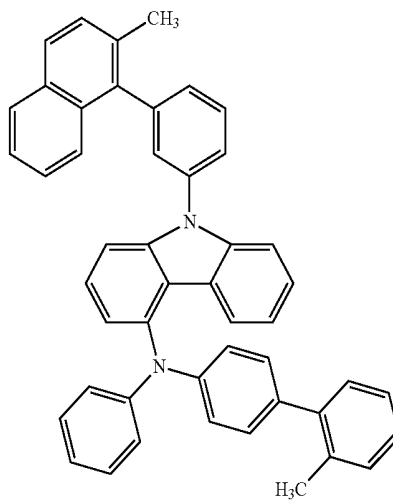
(A67)

-continued

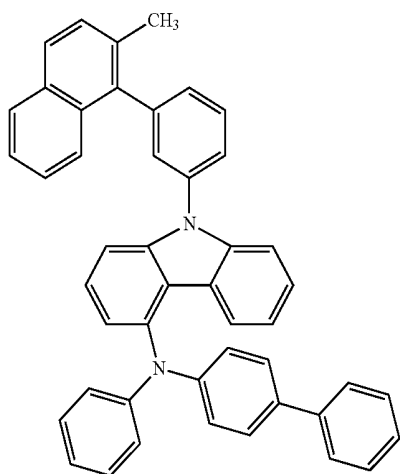


(A68)

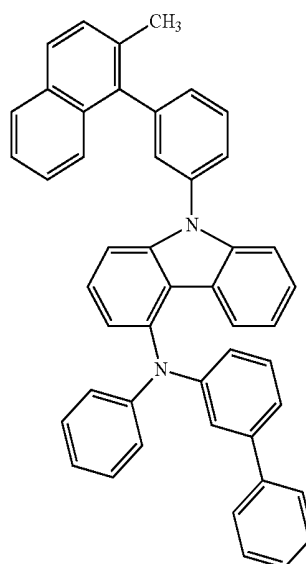
-continued



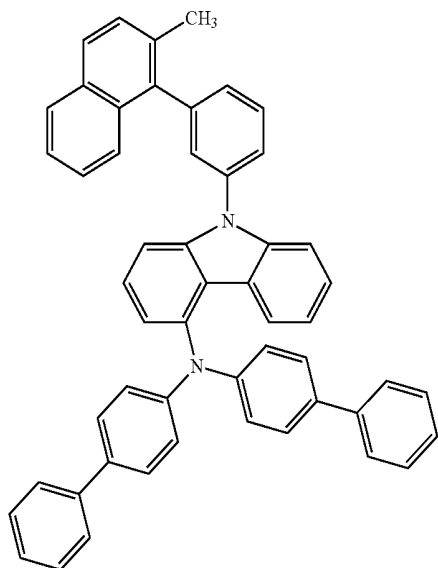
(A71)



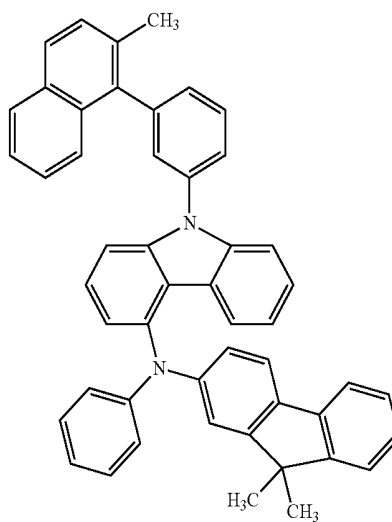
(A69)



(A72)

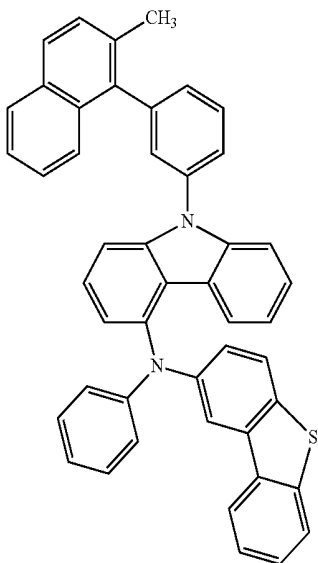


(A70)

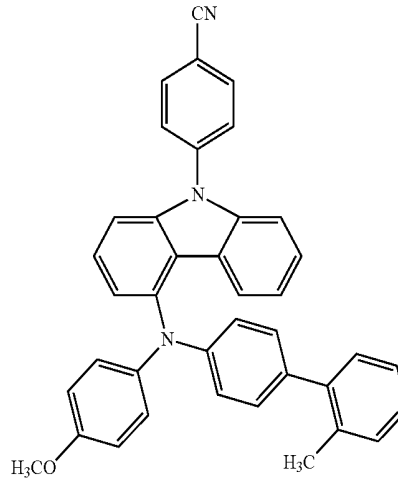


(A73)

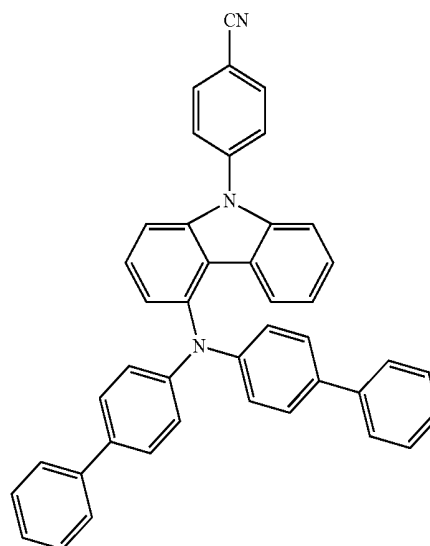
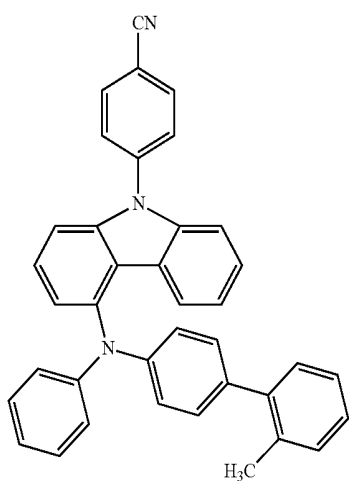
-continued



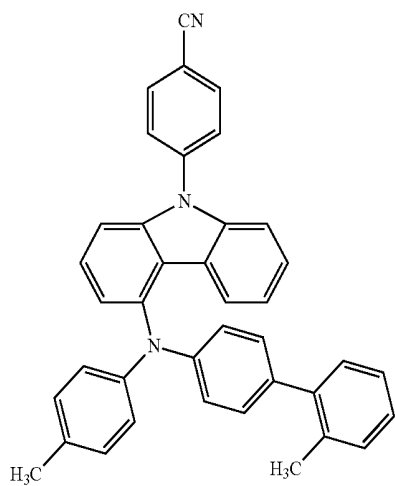
-continued



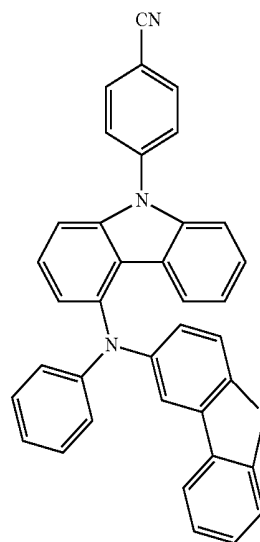
(A77)



(A78)

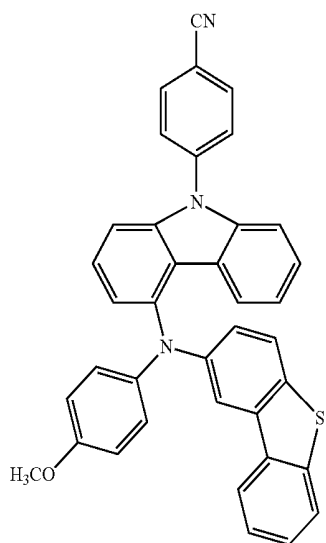


(A76)

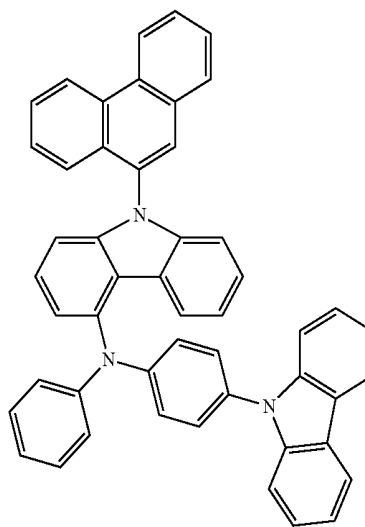


(A79)

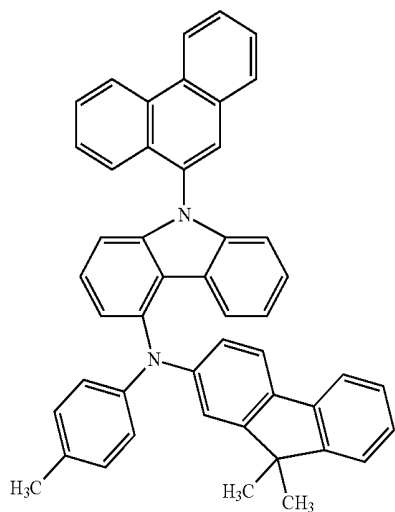
-continued



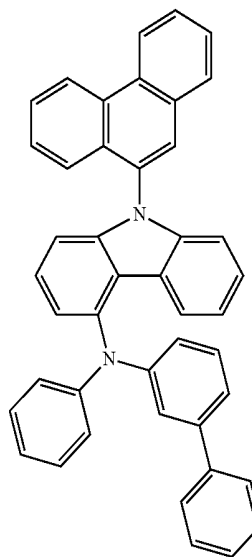
-continued



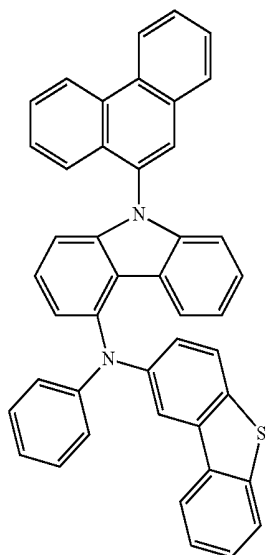
(A81)



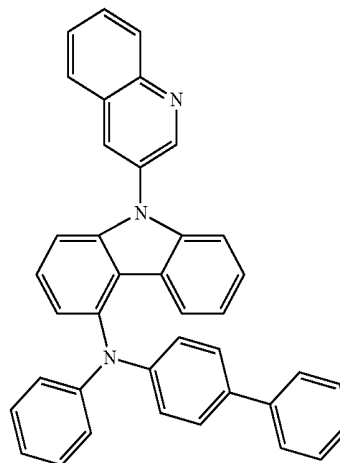
(A84)



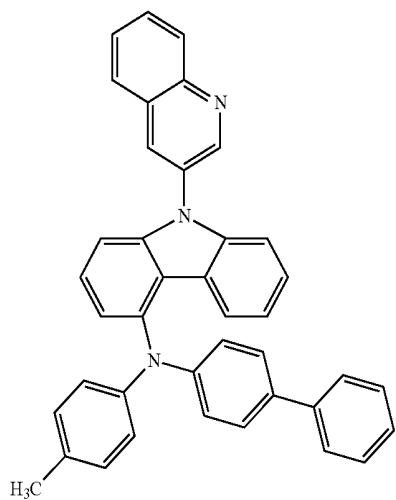
(A82)



(A85)

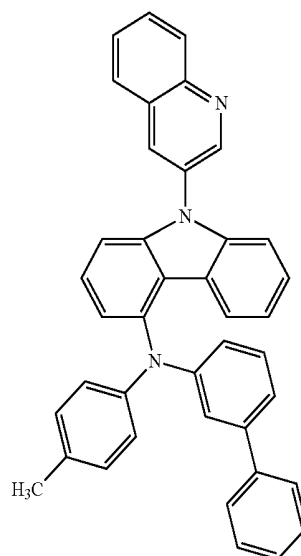


-continued

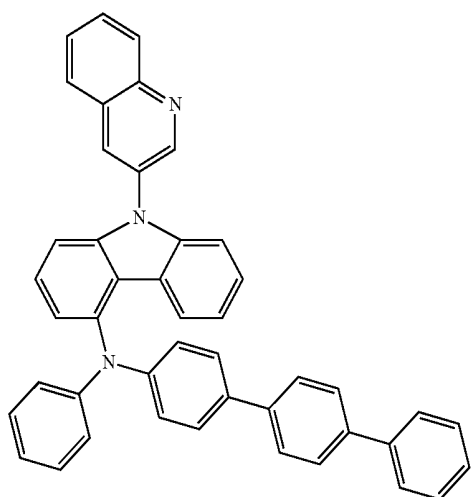


(A86)

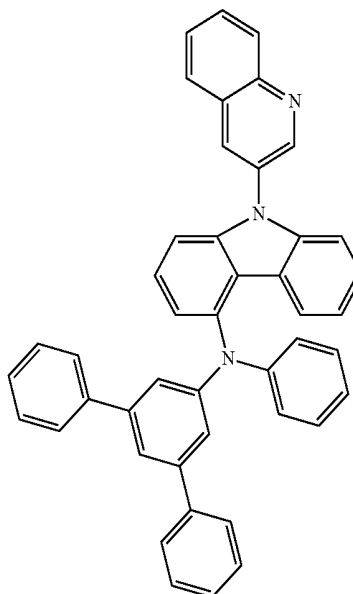
-continued



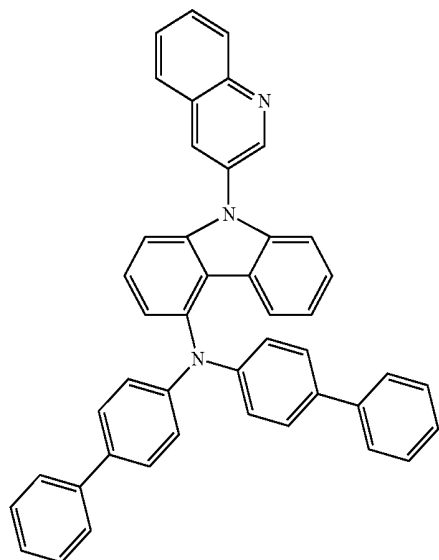
(A89)



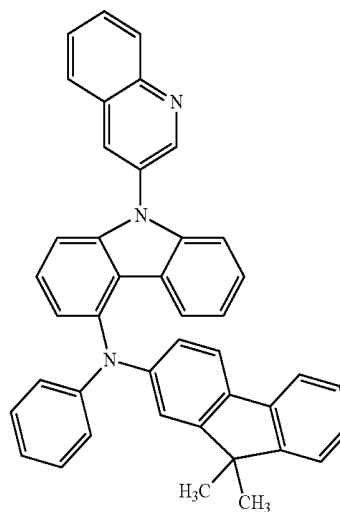
(A87)



(A90)

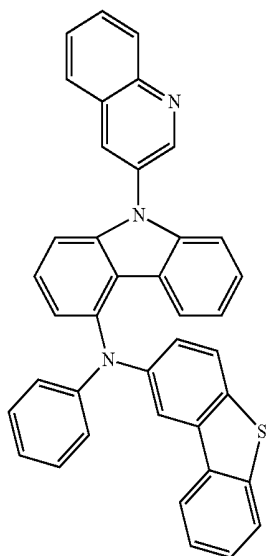


(A88)



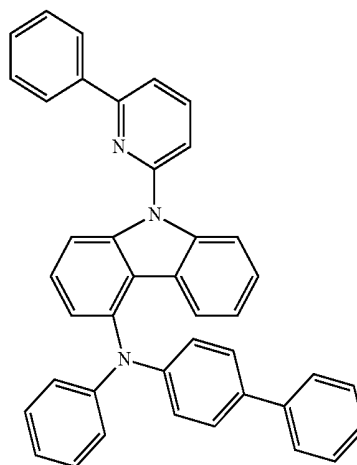
(A91)

-continued



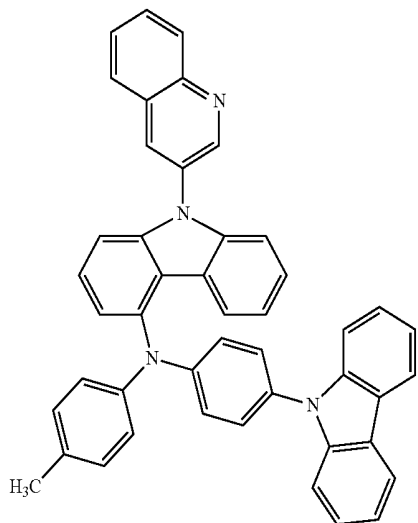
(A92)

-continued

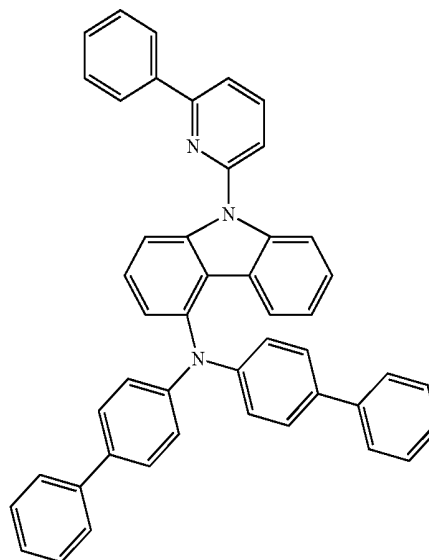


(A95)

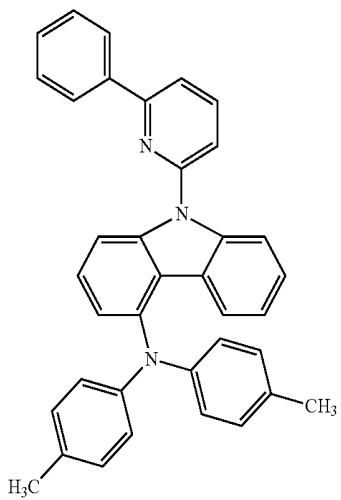
(A93)



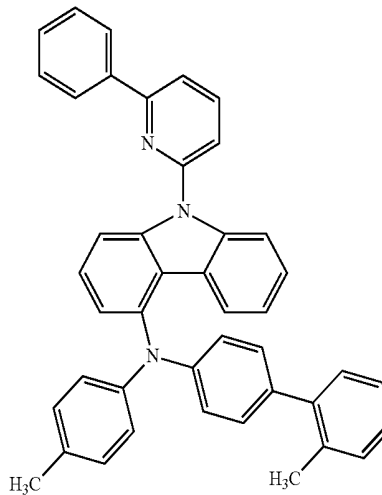
(A96)



(A94)

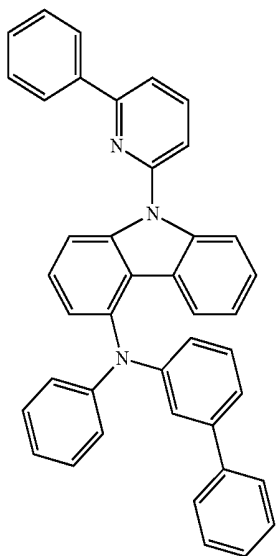


(A97)



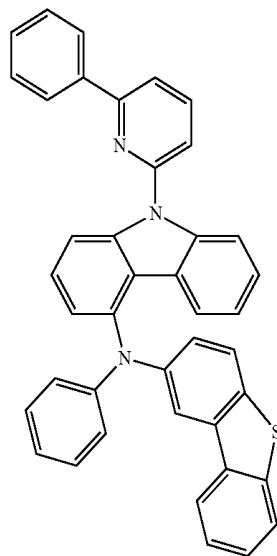
-continued

(A98)

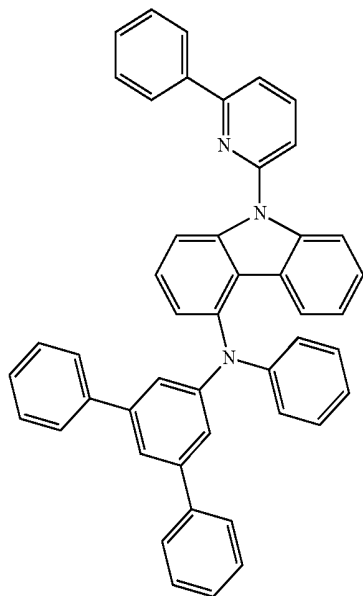


-continued

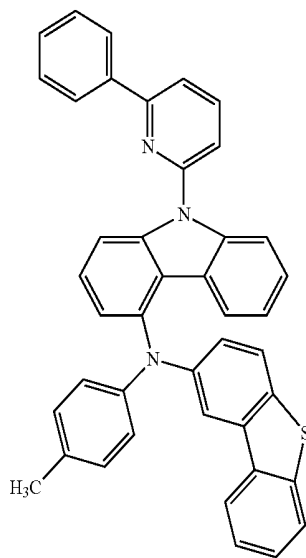
(A101)



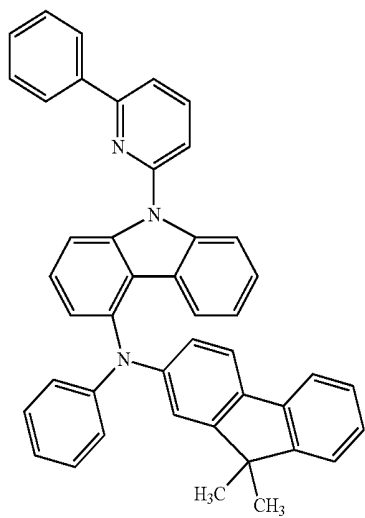
(A99)



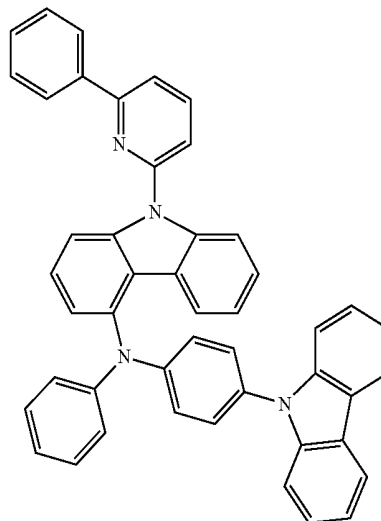
(A102)



(A100)

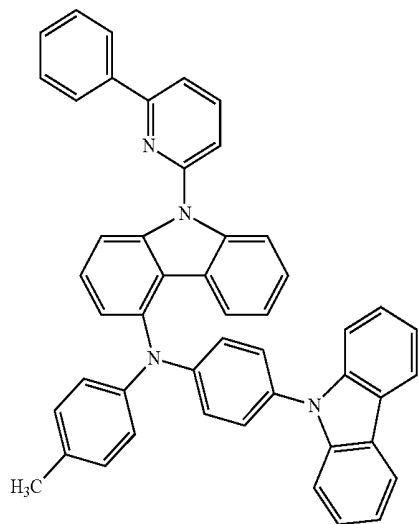


(A103)



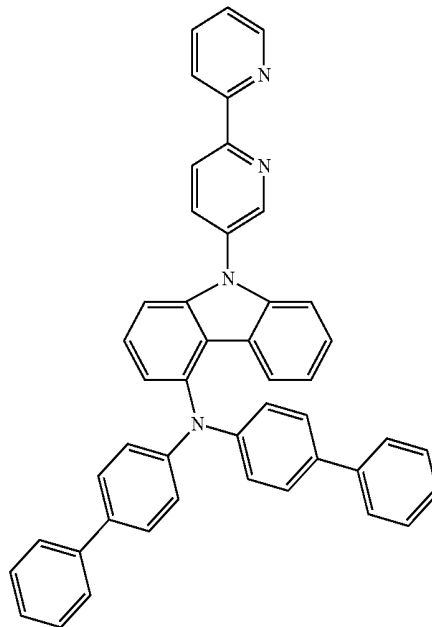
-continued

(A104)

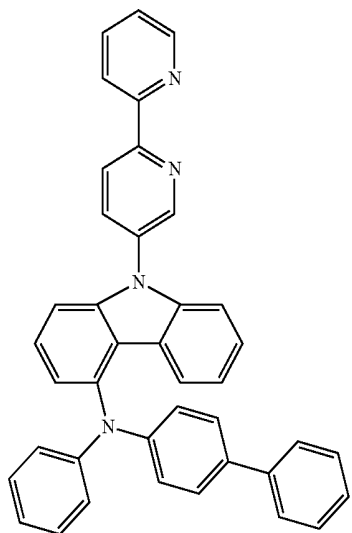


-continued

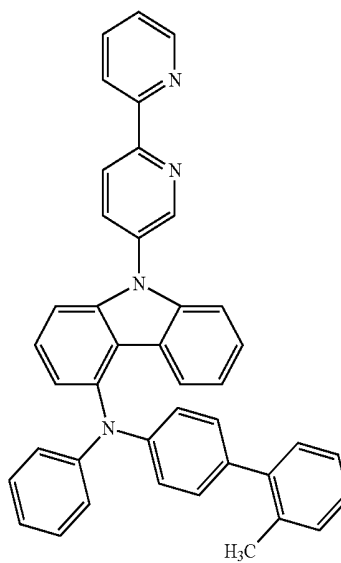
(A106)



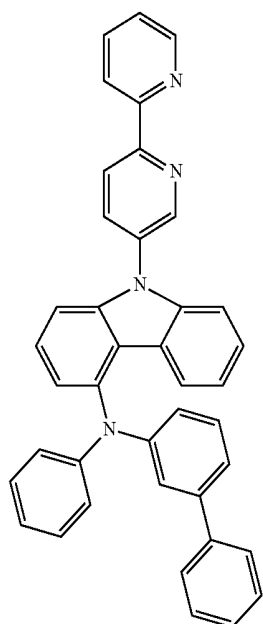
(A105)



(A107)

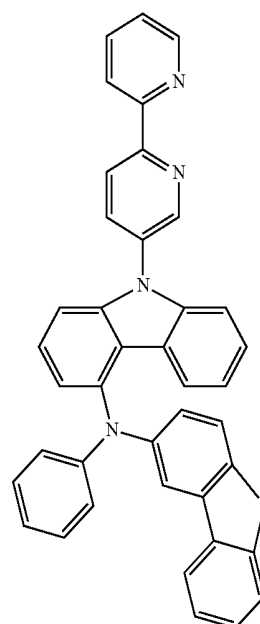


-continued



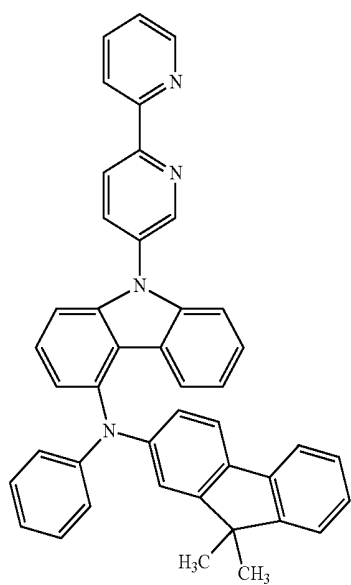
(A108)

-continued

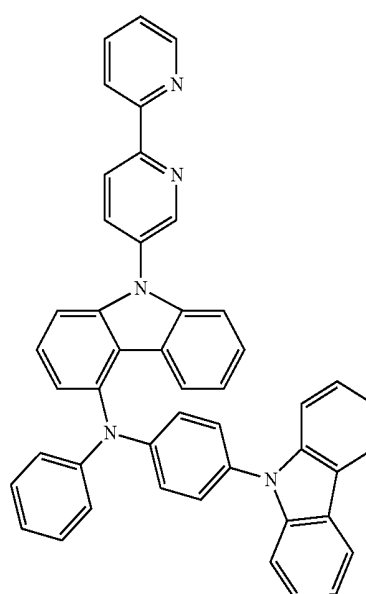


(A110)

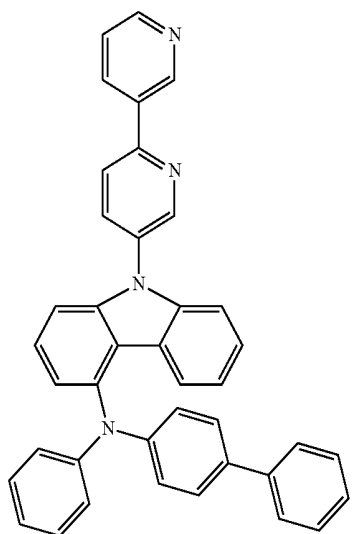
(A109)



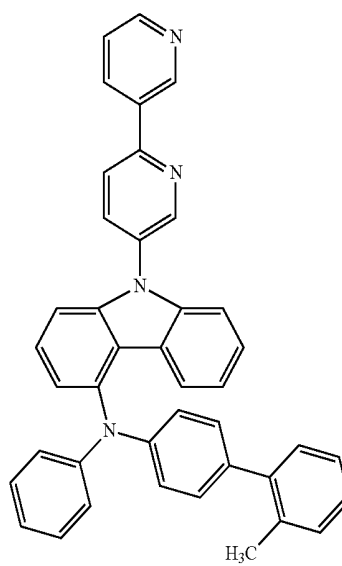
(A111)



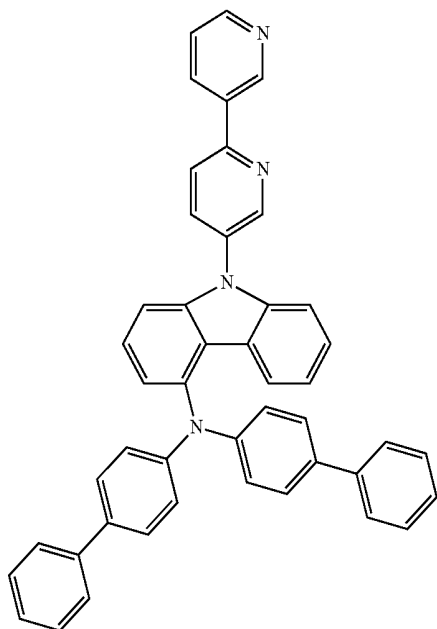
-continued



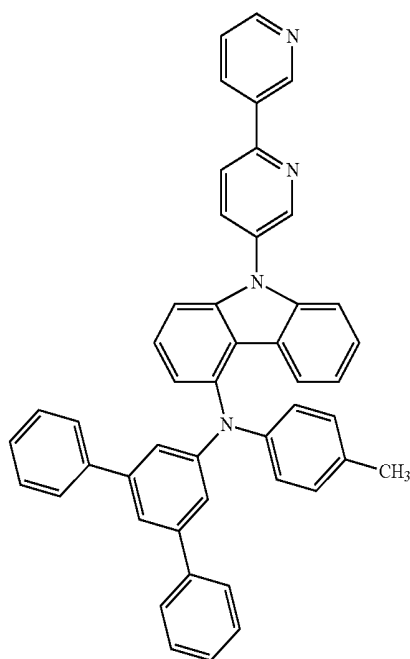
-continued



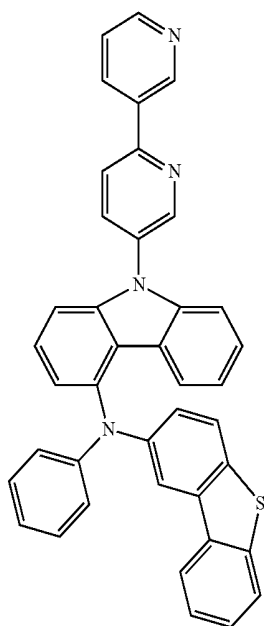
(A113)



(A115)

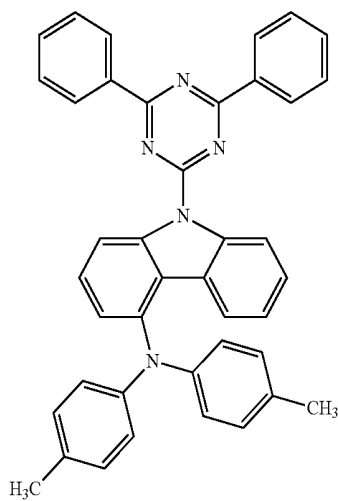


-continued

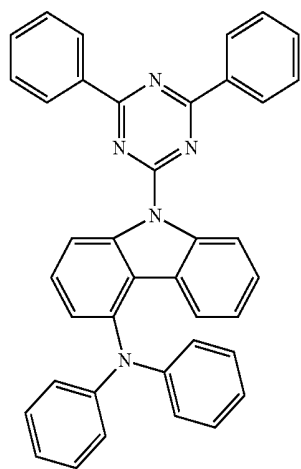


(A116)

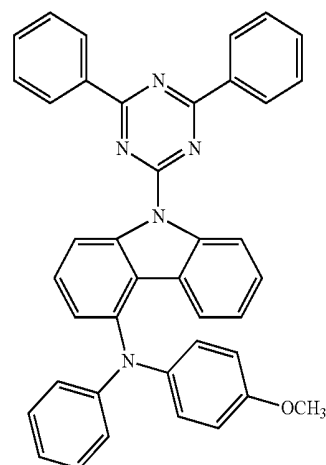
-continued



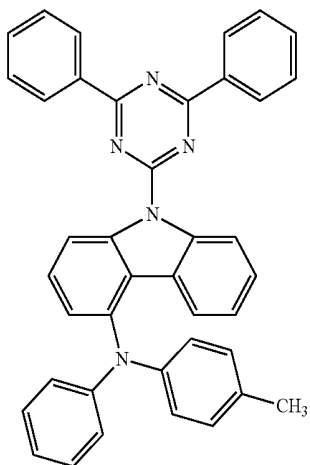
(A119)



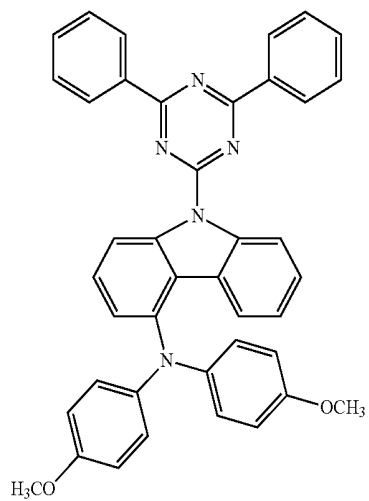
(A117)



(A120)

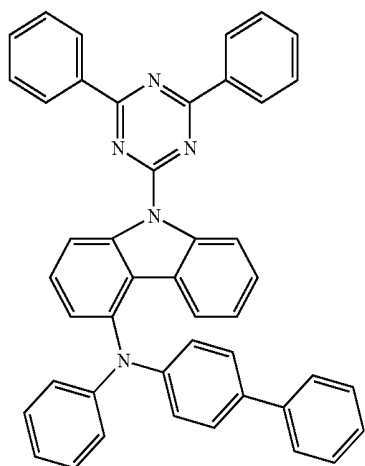


(A118)



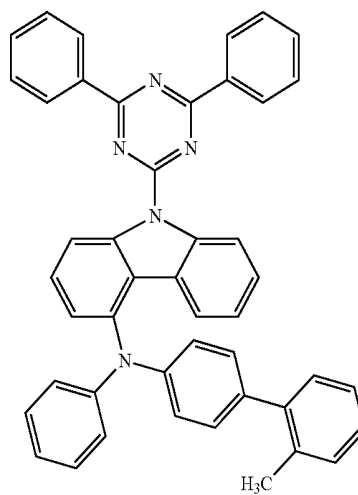
(A121)

-continued

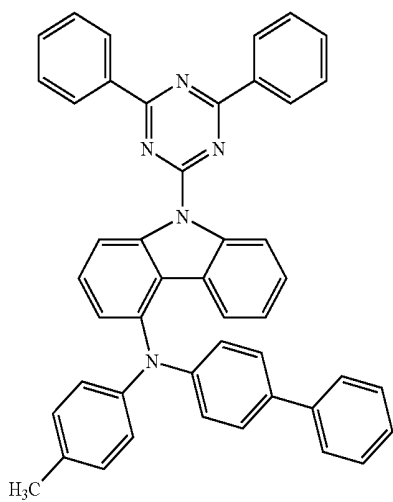


(A122)

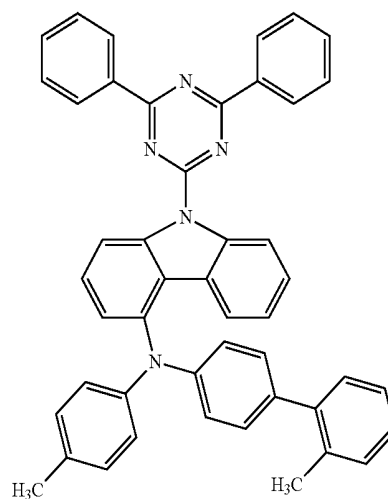
-continued



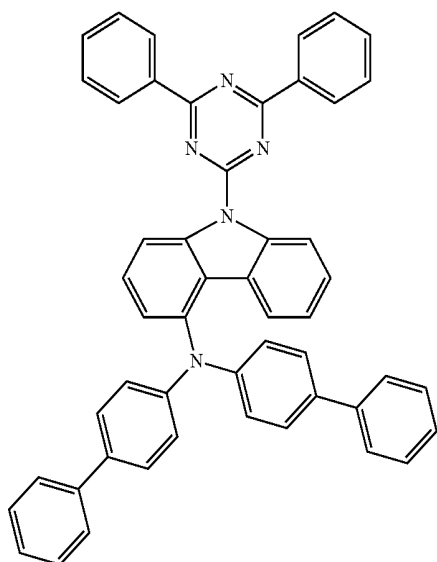
(A125)



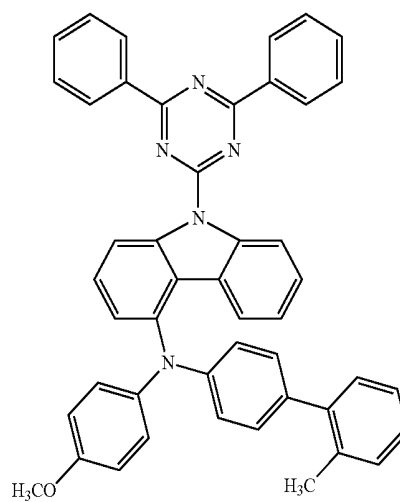
(A123)



(A126)

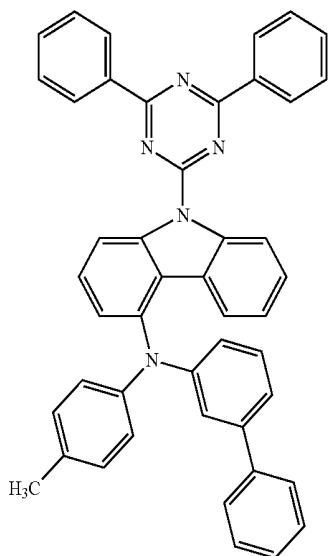


(A124)

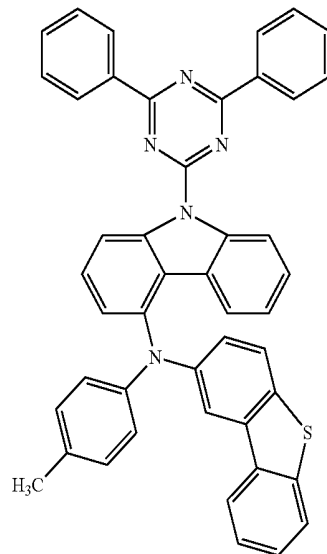


(A127)

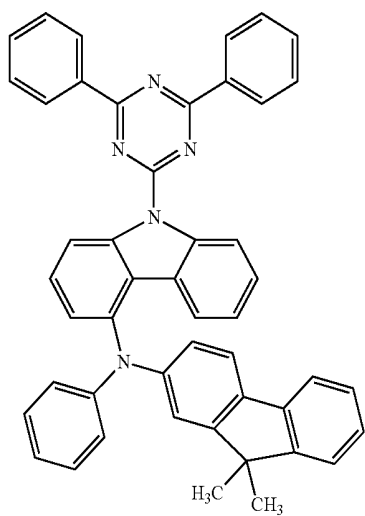
-continued



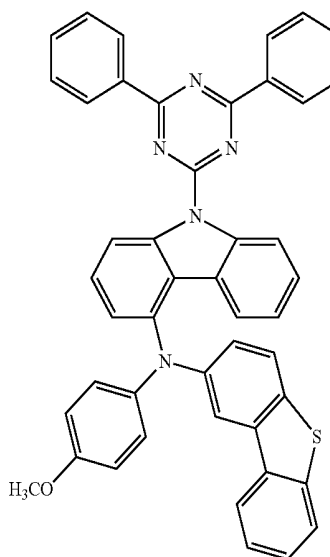
-continued



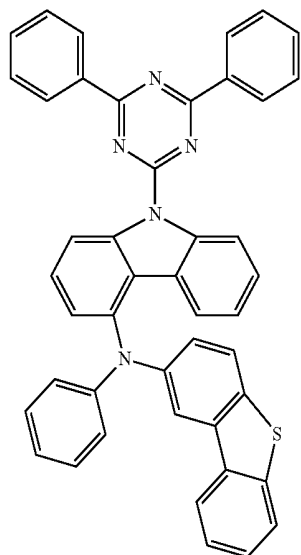
(A129)



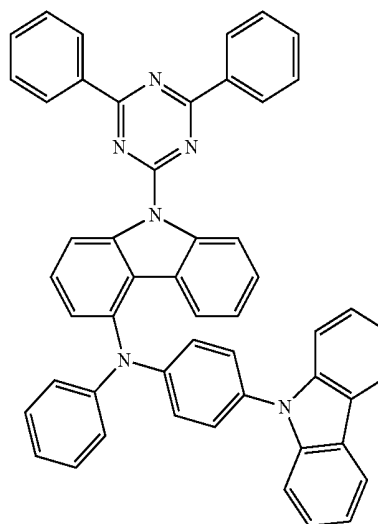
(A132)



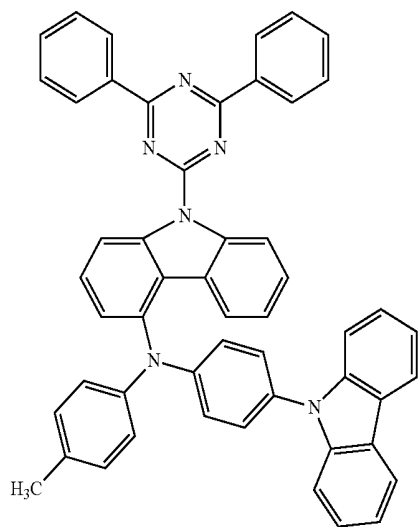
(A130)



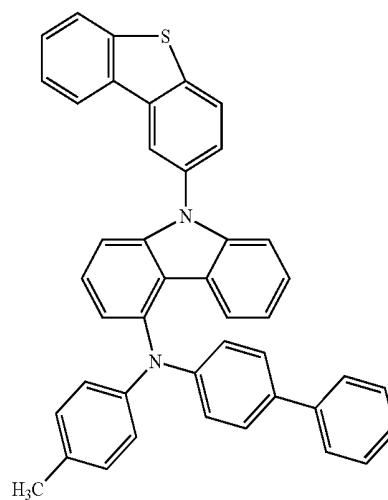
(A133)



-continued

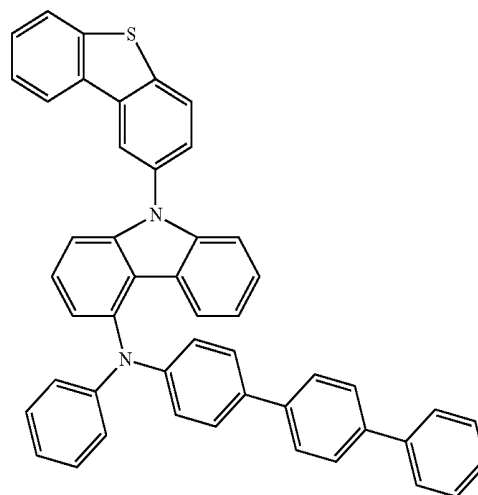
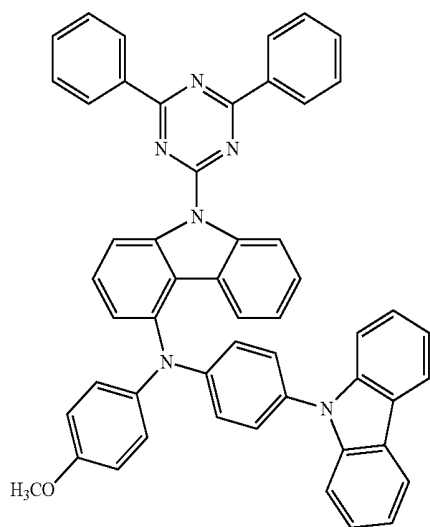


-continued

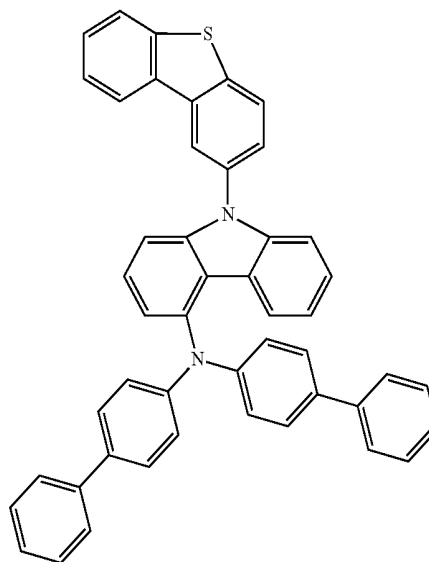
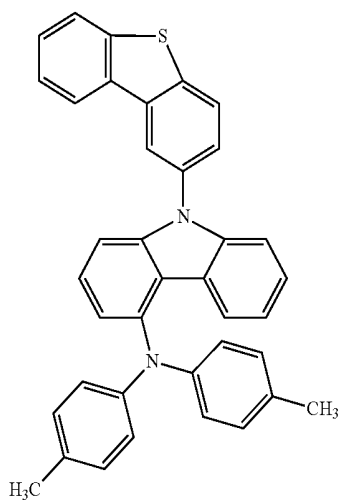


(A137)

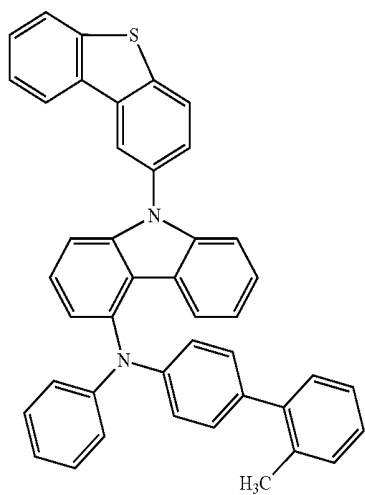
(A138)



(A139)

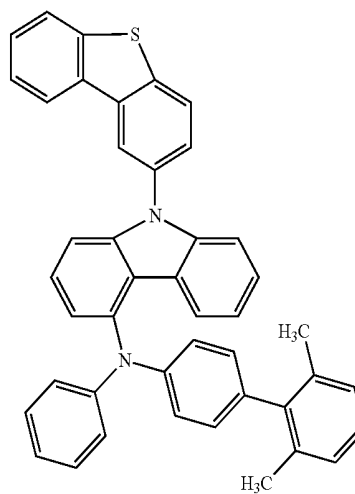


-continued

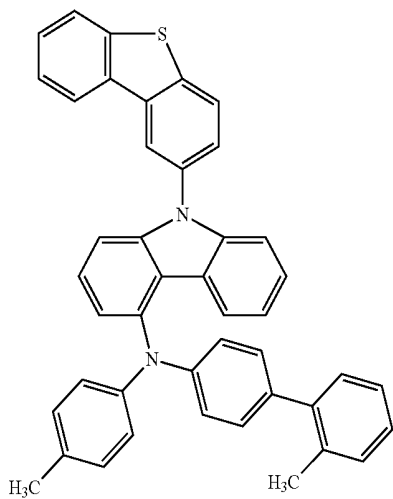


(A140)

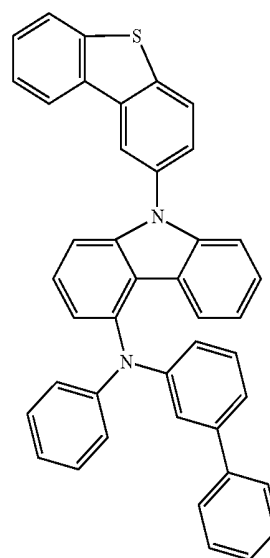
-continued



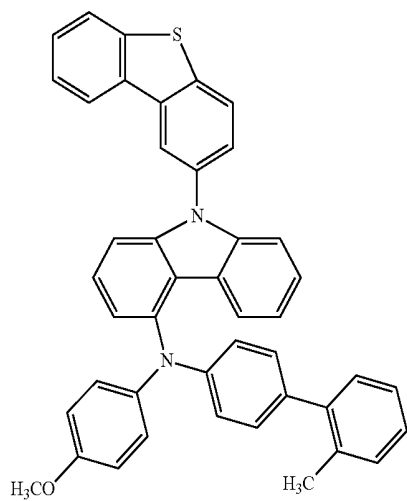
(A143)



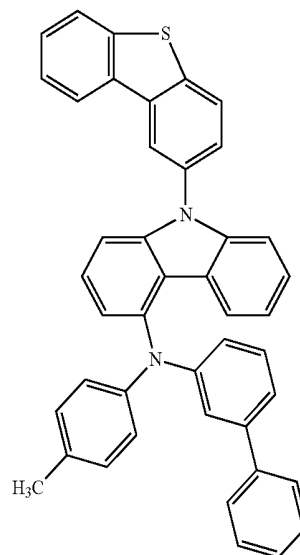
(A141)



(A144)

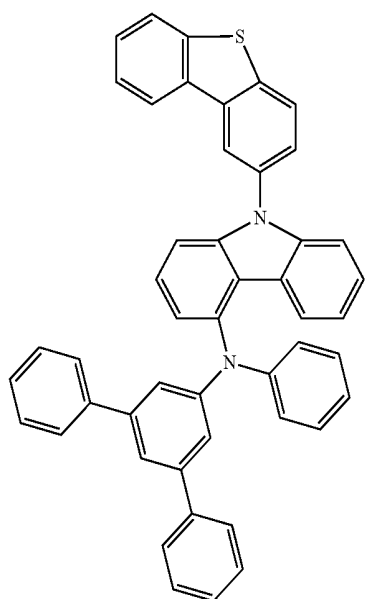


(A142)



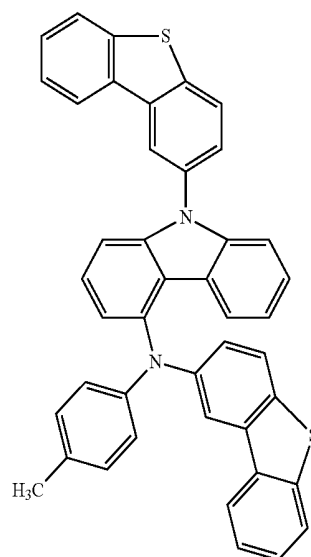
(A145)

-continued

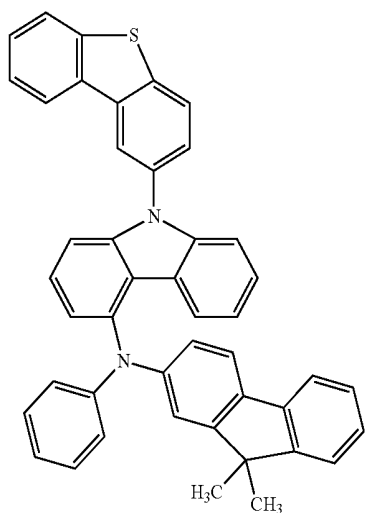


(A146)

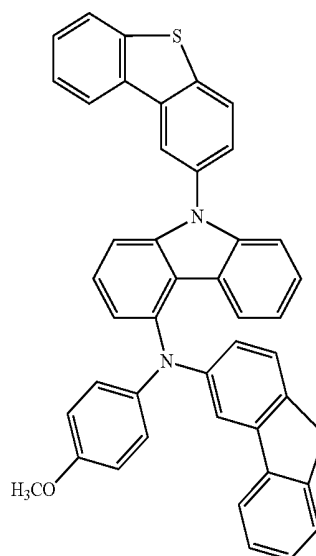
-continued



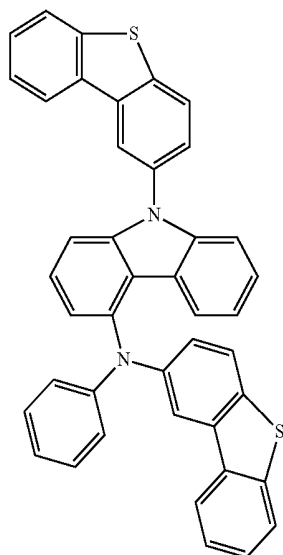
(A149)



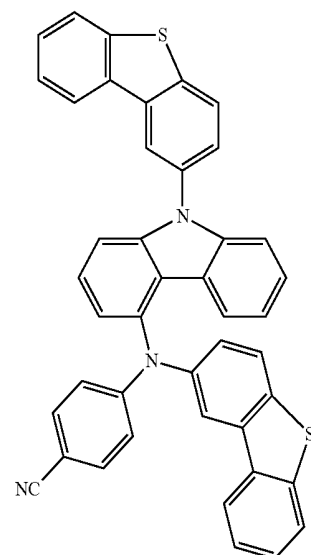
(A147)



(A150)

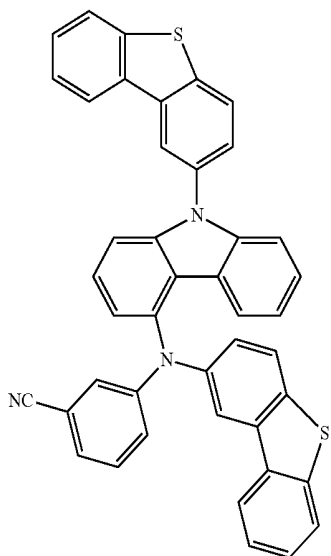


(A148)

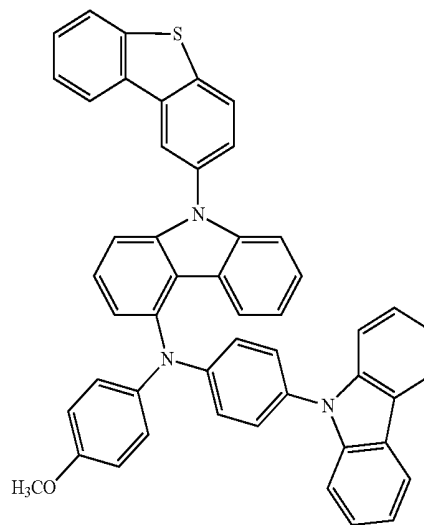


(A151)

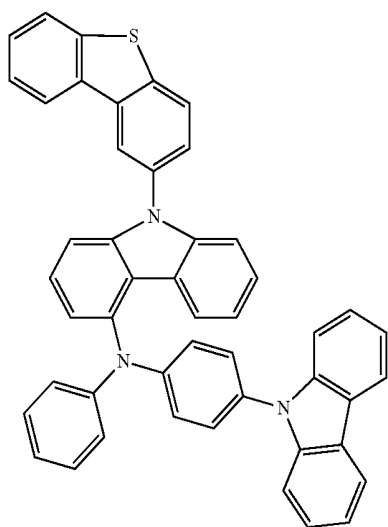
-continued



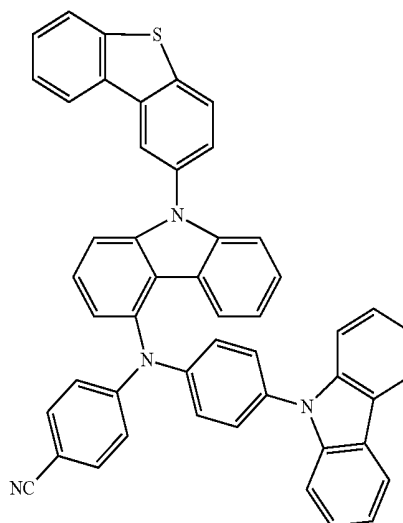
-continued



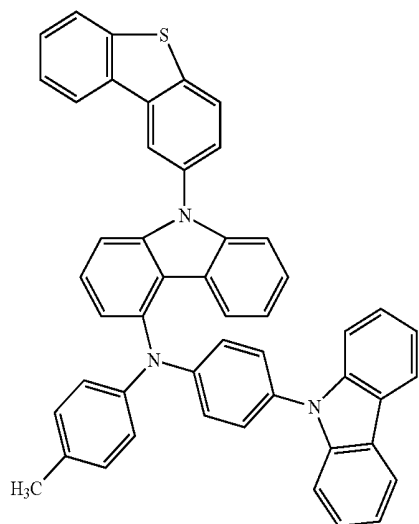
(A153)



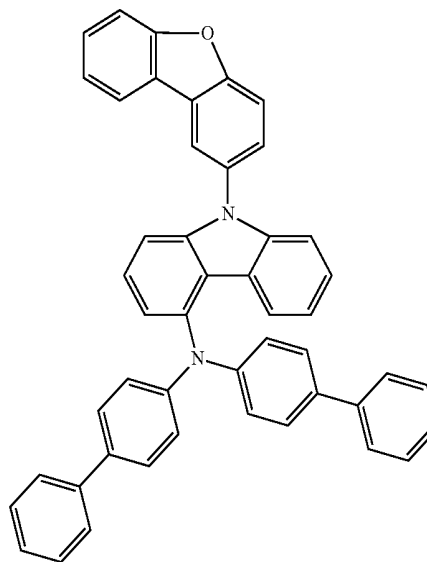
(A156)



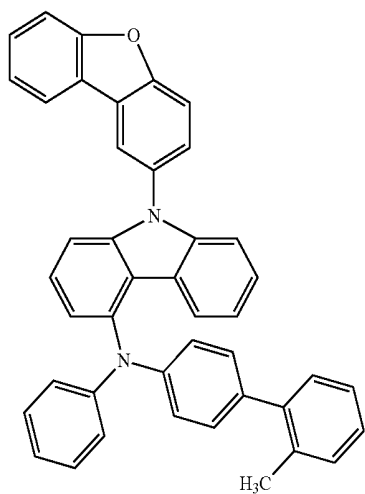
(A154)



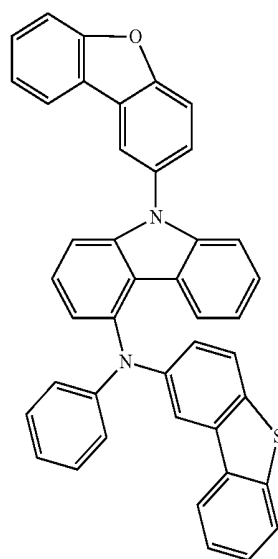
(A157)



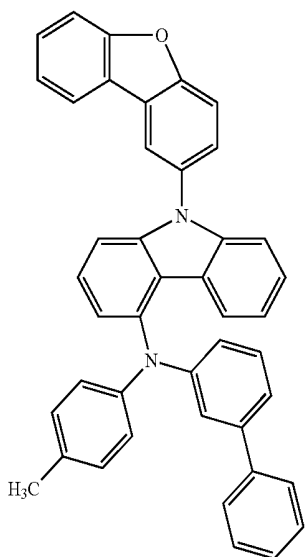
-continued



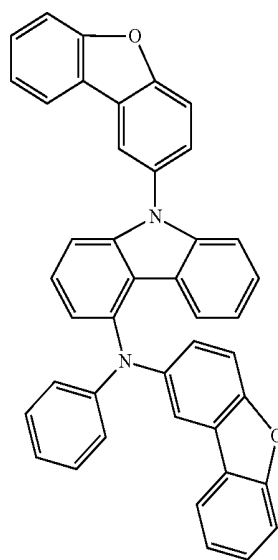
-continued



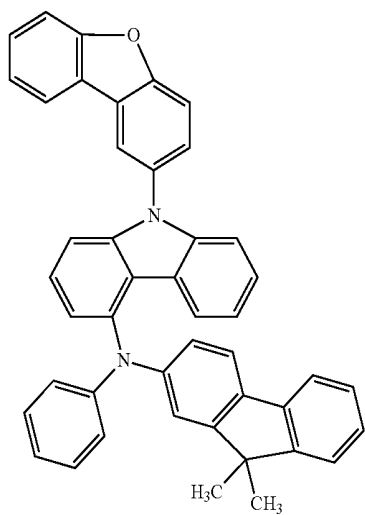
(A159)



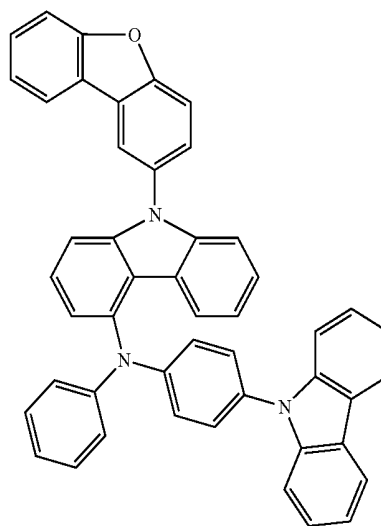
(A162)



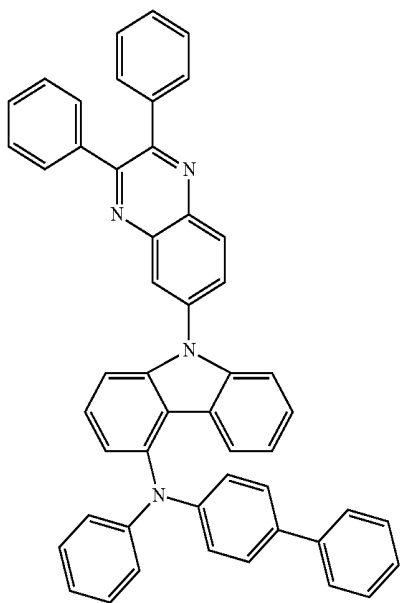
(A160)



(A163)

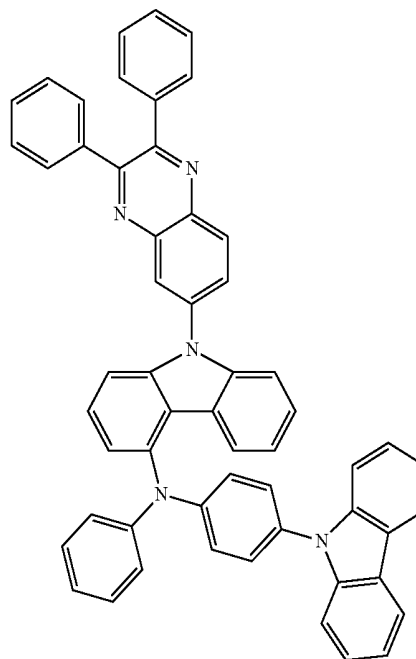


-continued

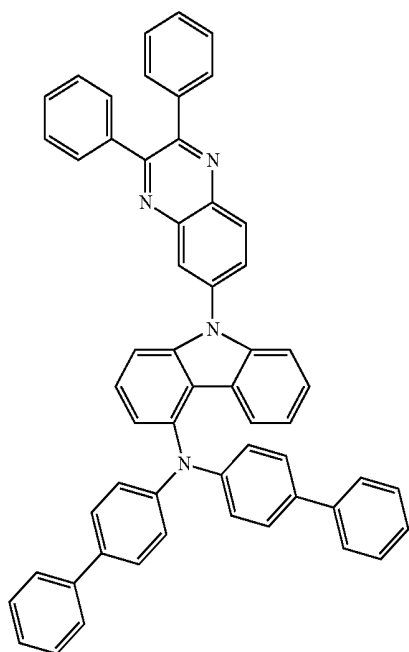


(A164)

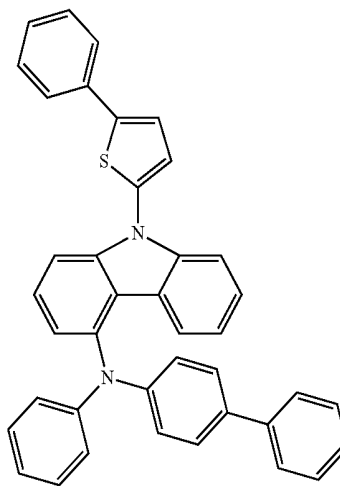
-continued



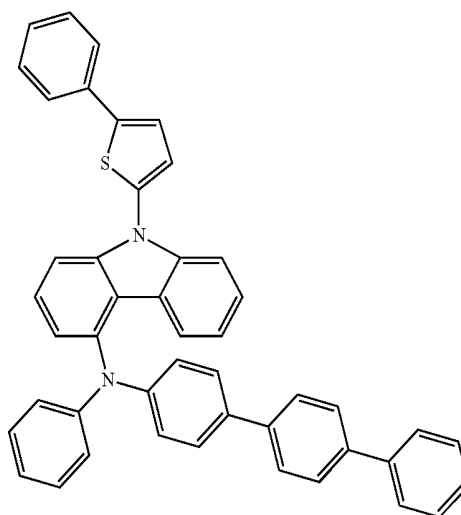
(A166)



(A165)

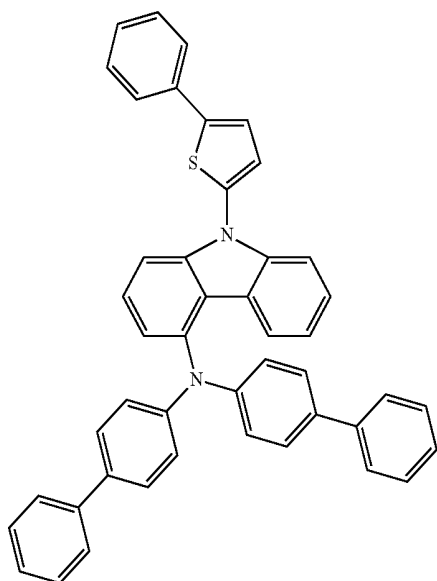


(A167)

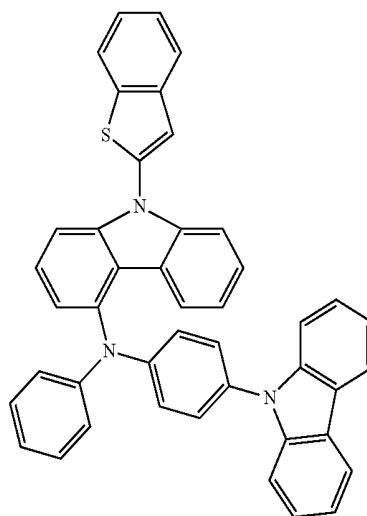


(A168)

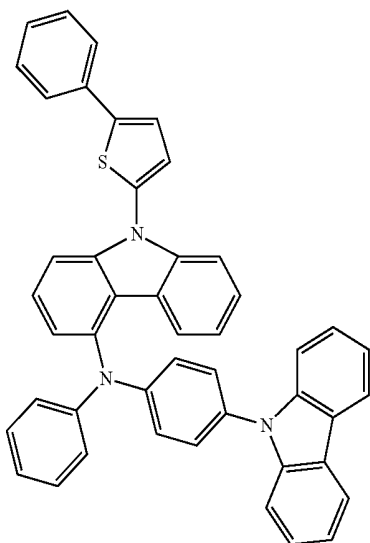
-continued



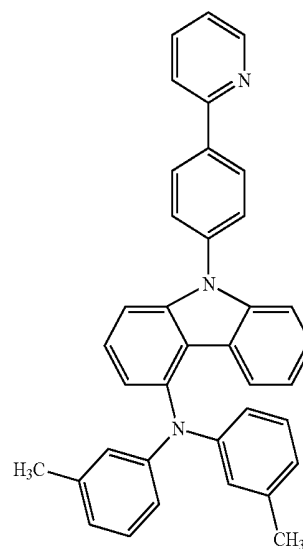
-continued



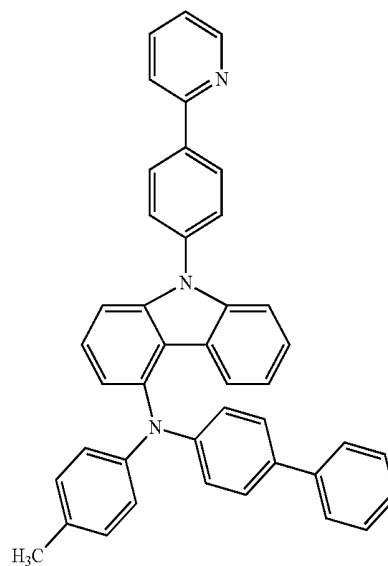
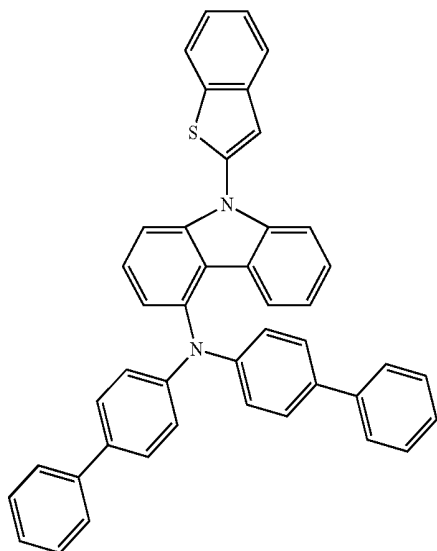
(A170)



(A173)

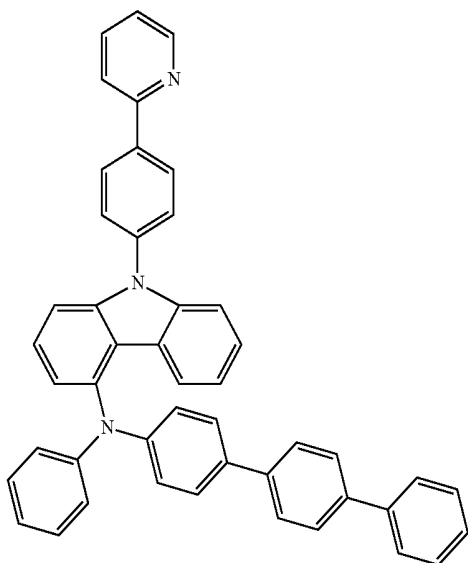


(A171)



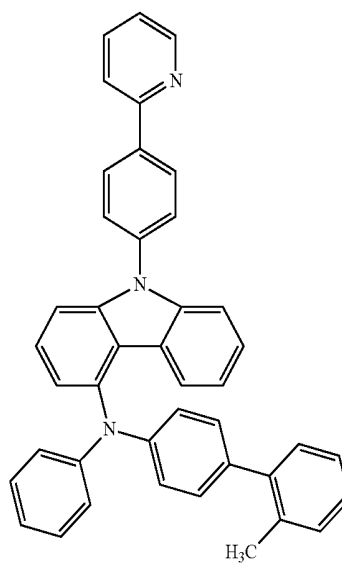
-continued

(A175)

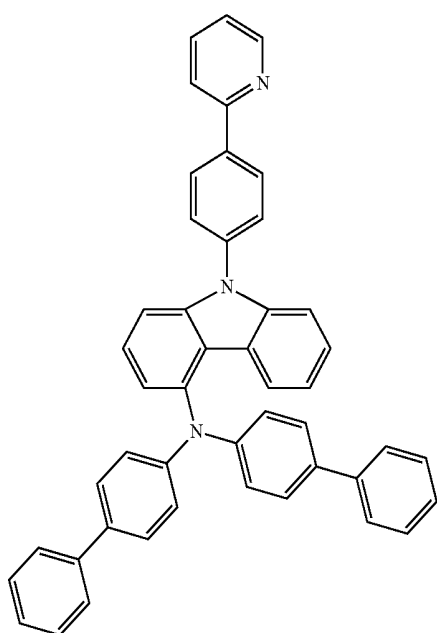


-continued

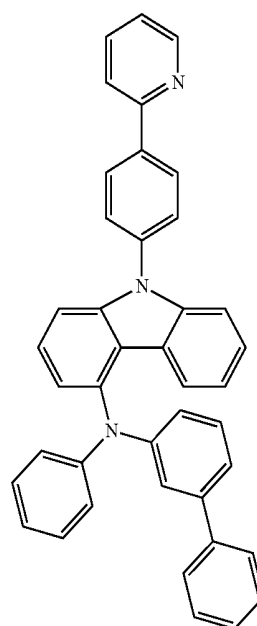
(A177)



(A176)

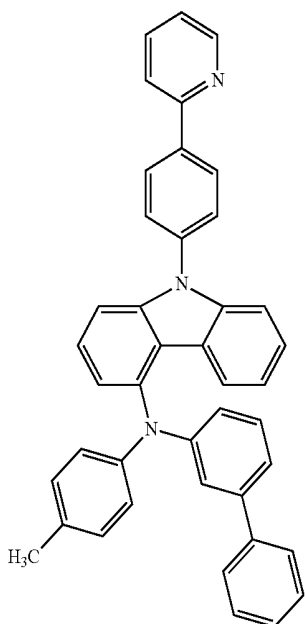


(A178)



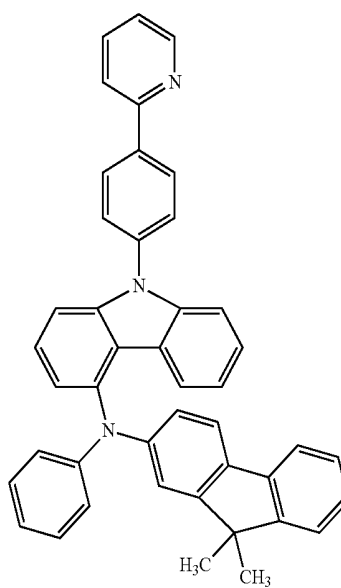
-continued

(A179)

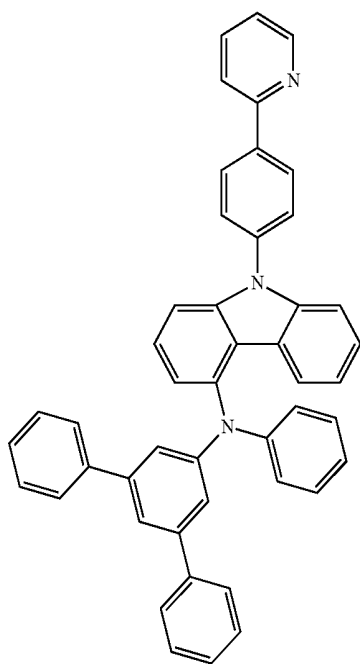


-continued

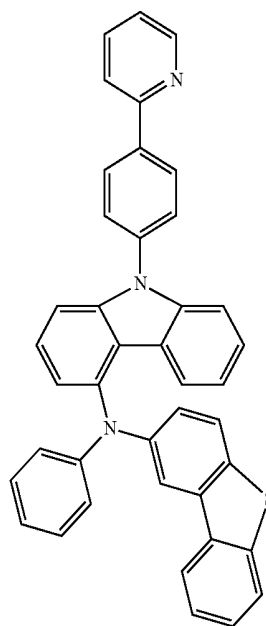
(A181)



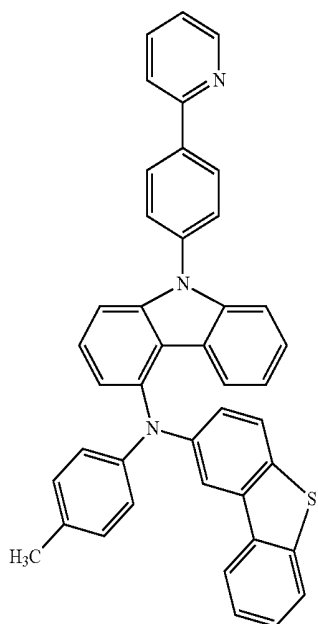
(A180)



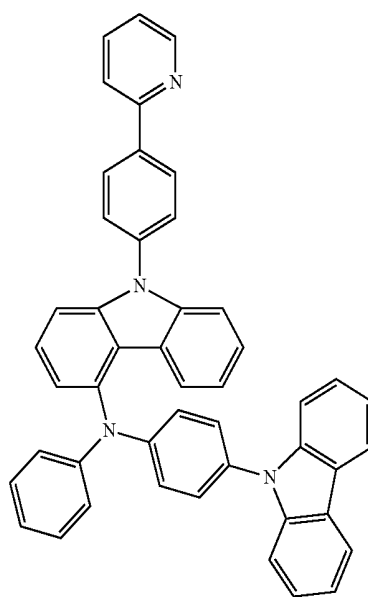
(A182)



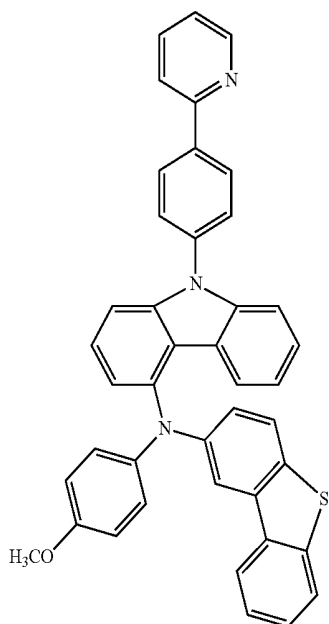
-continued



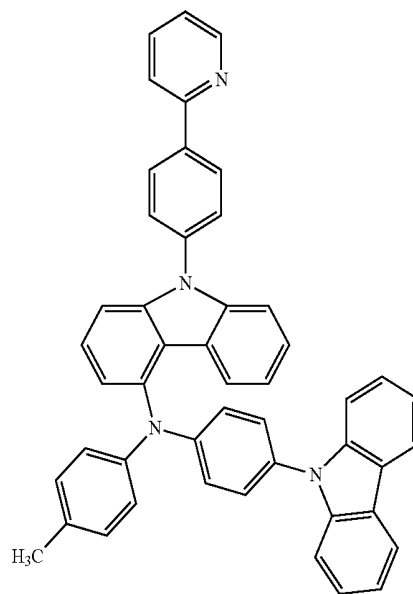
-continued



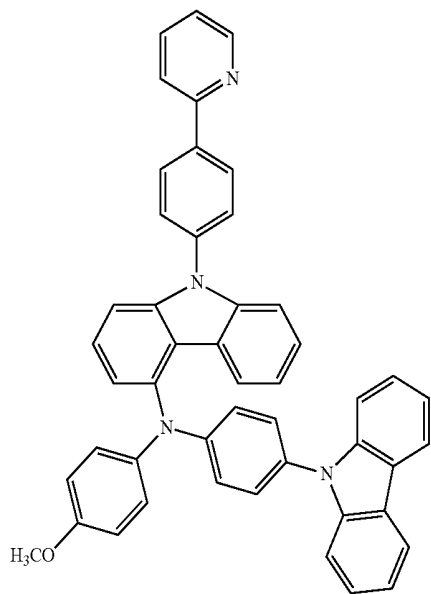
(A184)



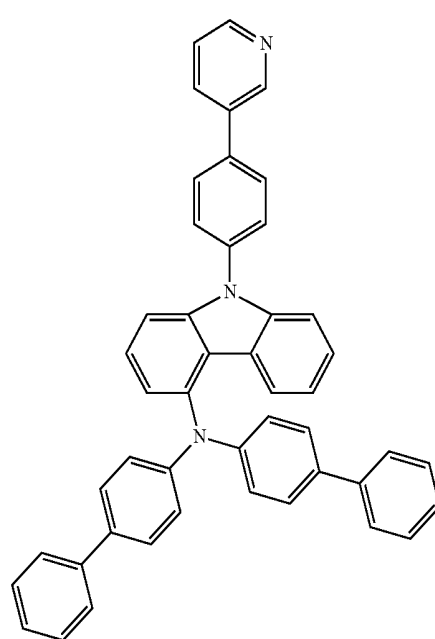
(A186)



-continued

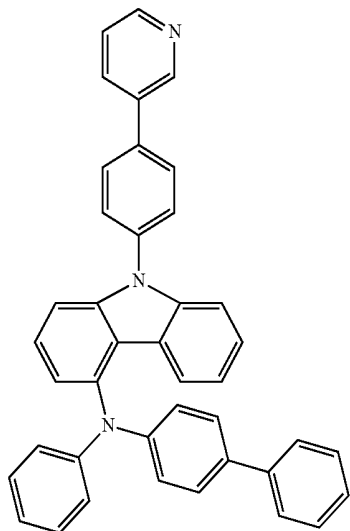


-continued



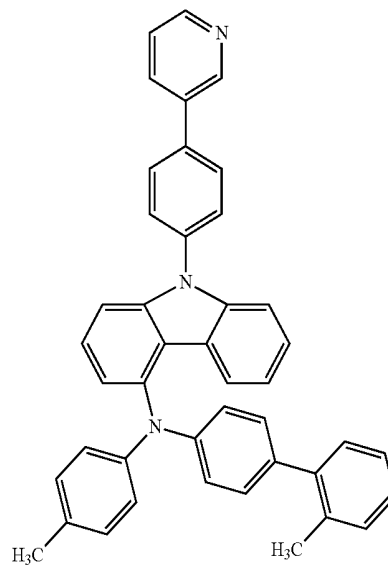
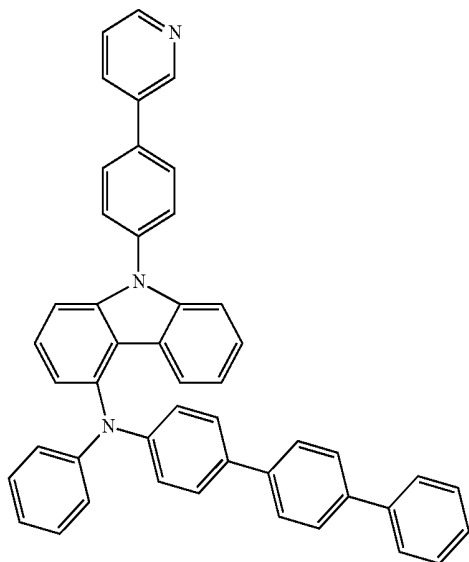
(A188)

(A190)

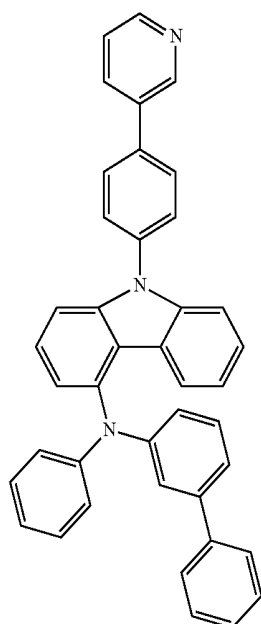


(A189)

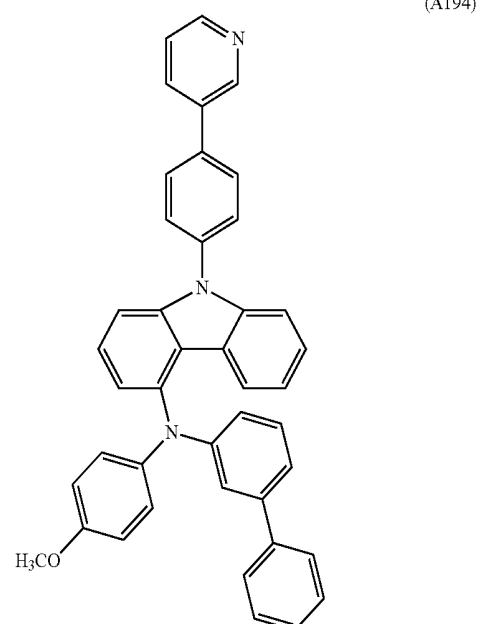
(A191)



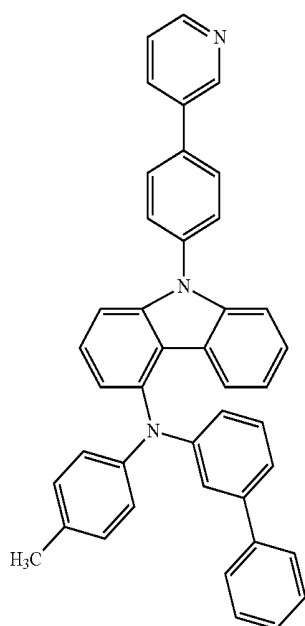
-continued



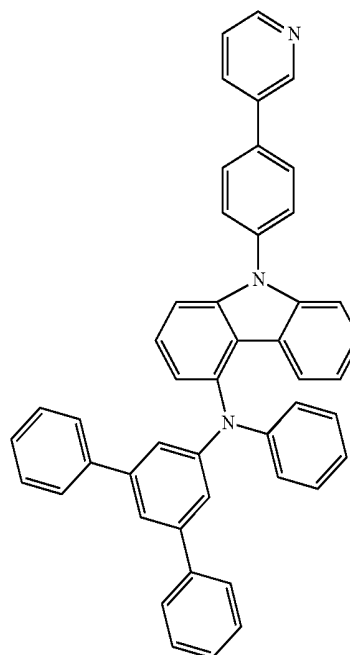
-continued



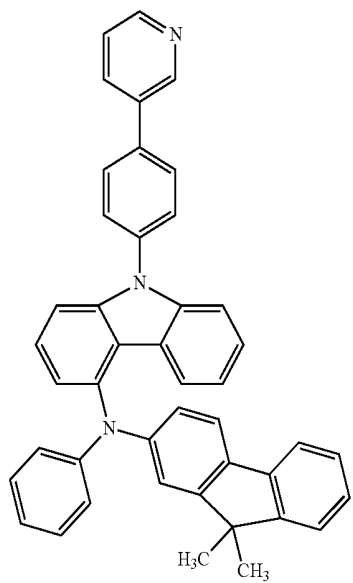
(A193)



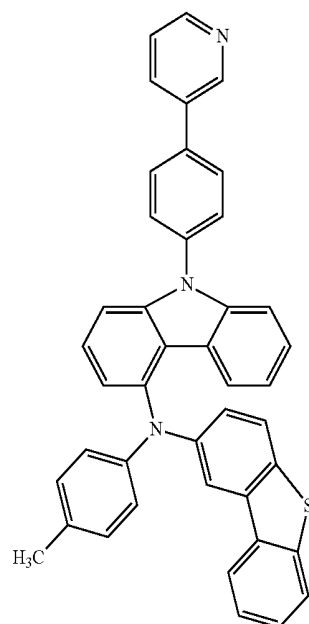
(A195)



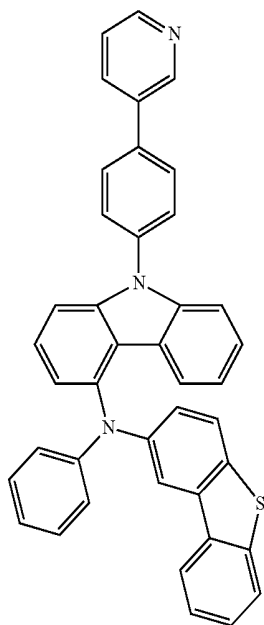
-continued



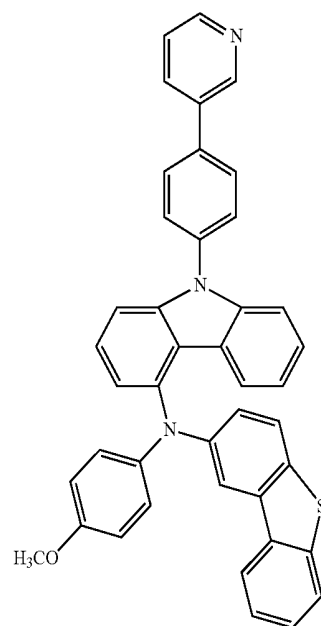
-continued



(A197)

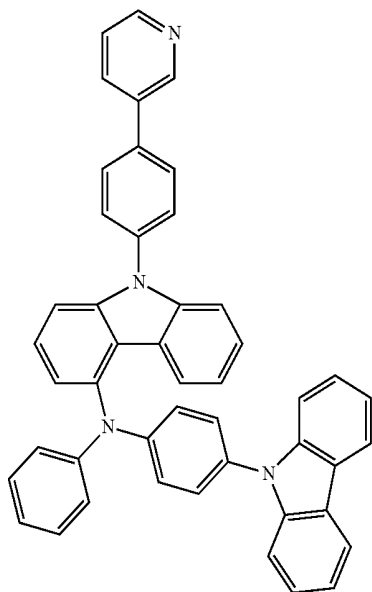


(A199)



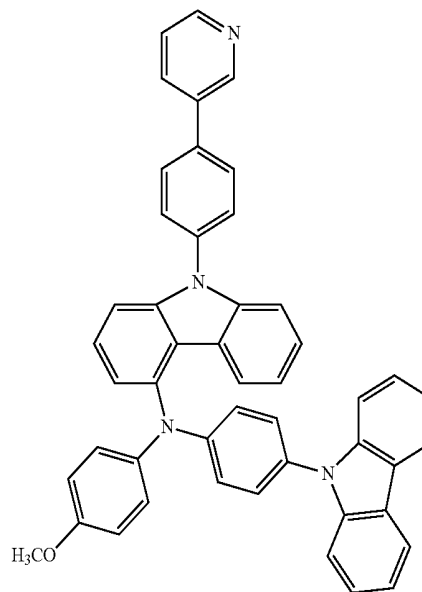
-continued

(A200)

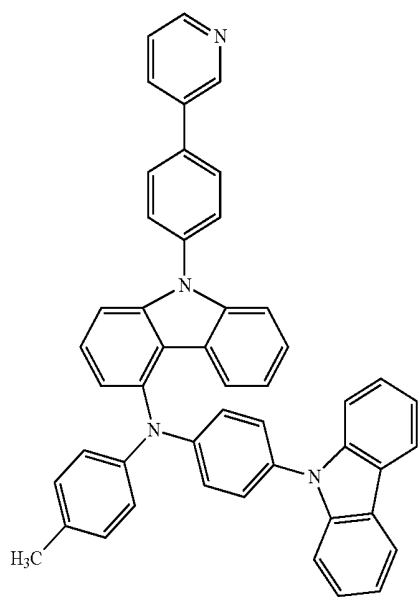


-continued

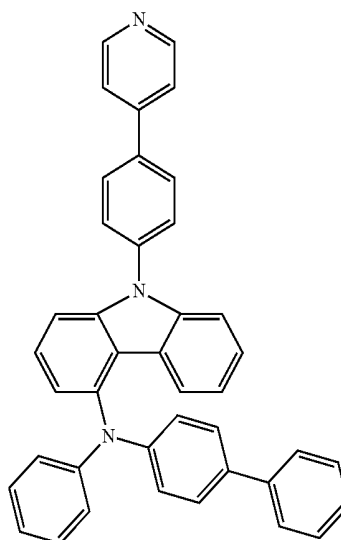
(A202)



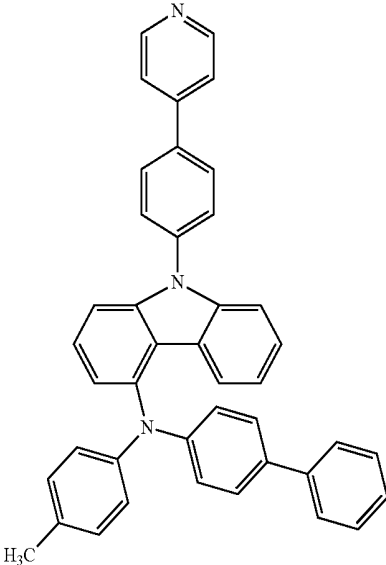
(A201)



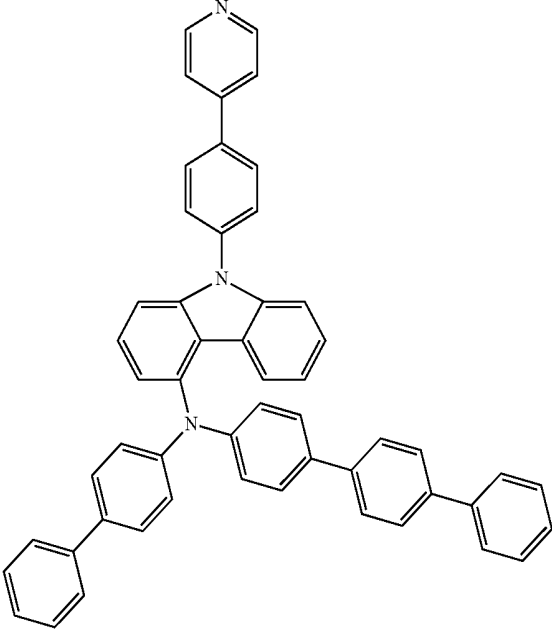
(A203)



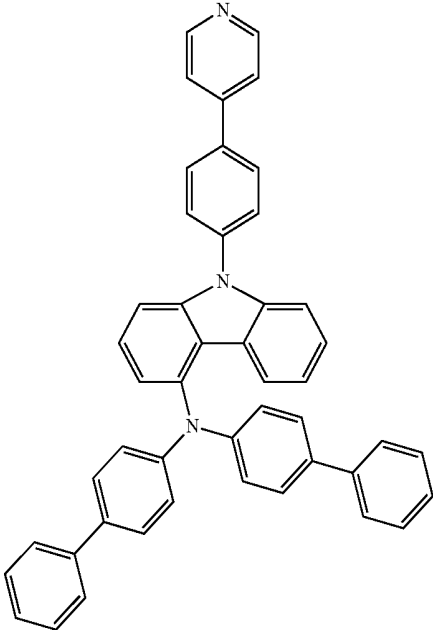
-continued



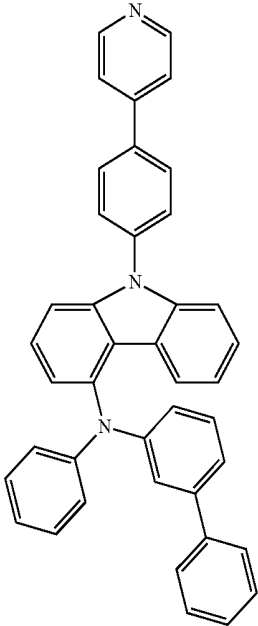
-continued



(A205)

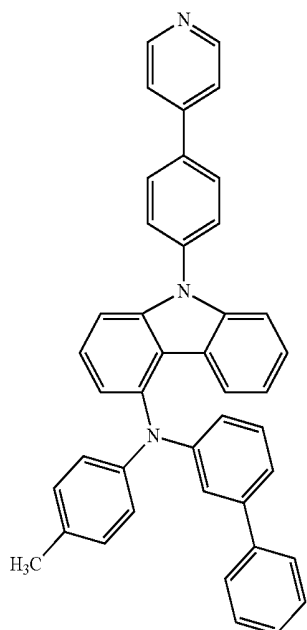


(A207)



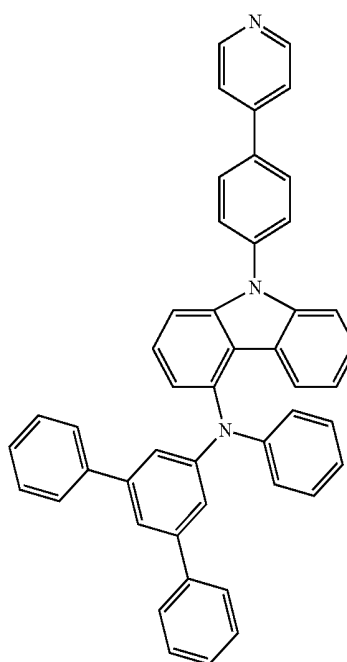
-continued

(A208)

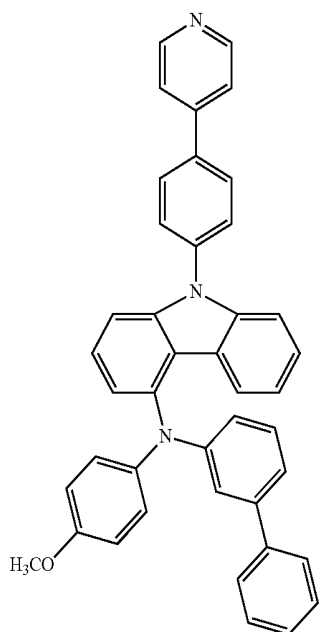


-continued

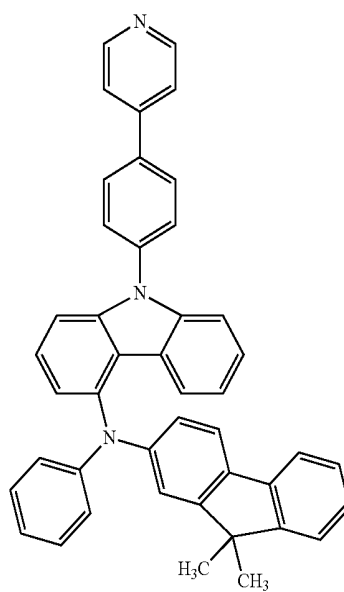
(A210)



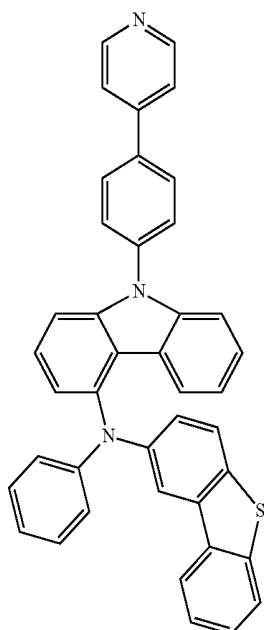
(A209)



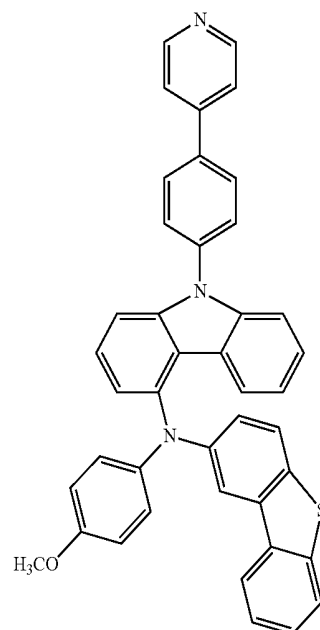
(A211)



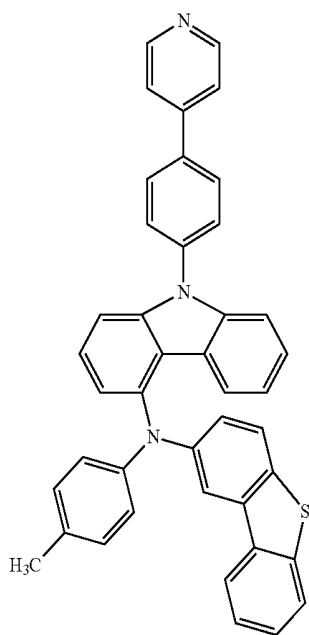
-continued



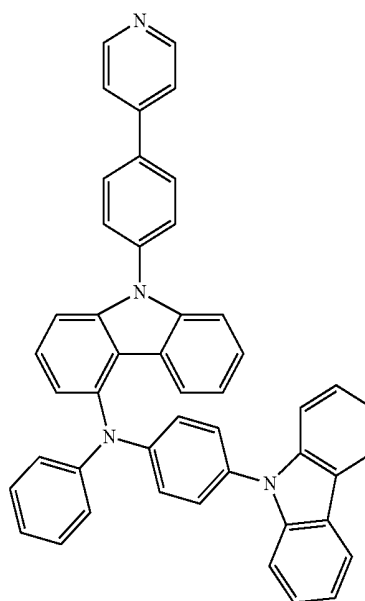
-continued



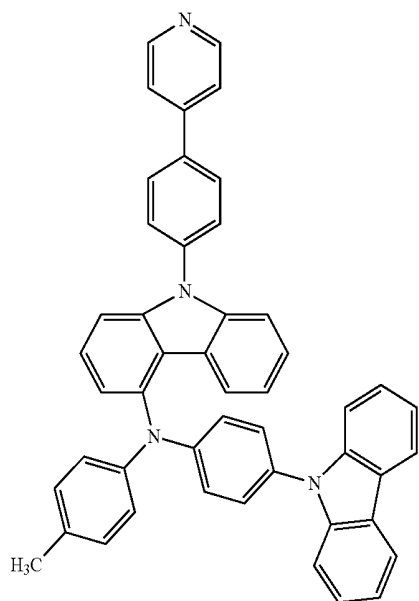
(A213)



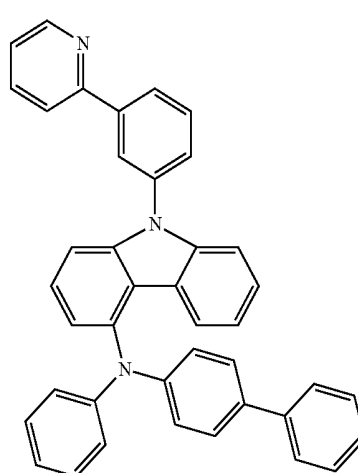
(A215)



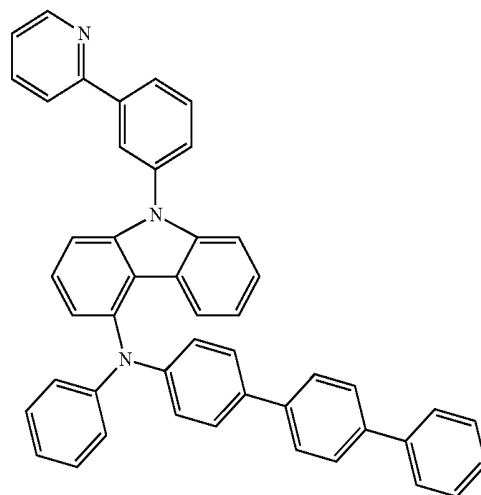
-continued



-continued

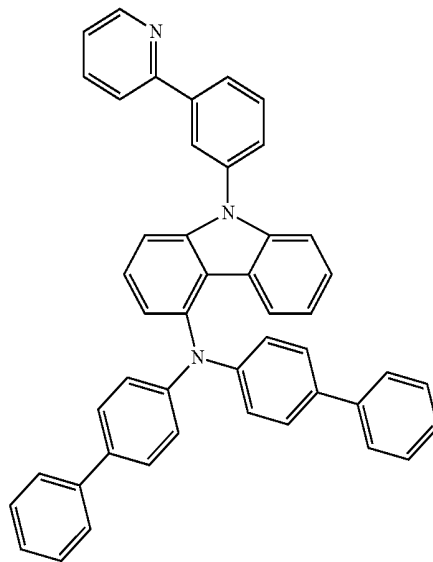
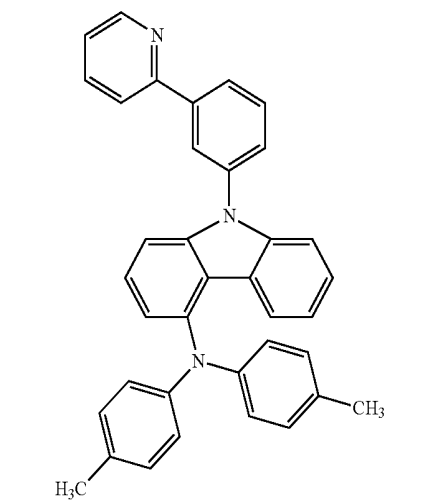


(A217)

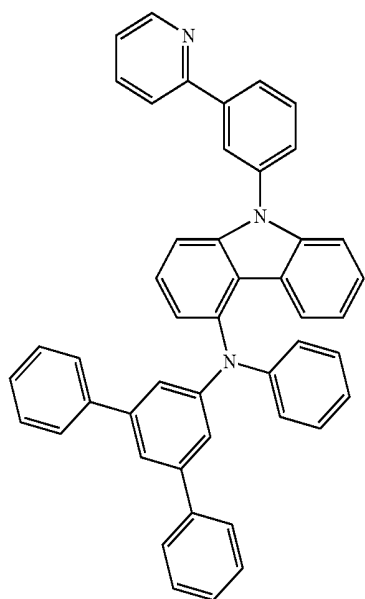


(A221)

(A218)

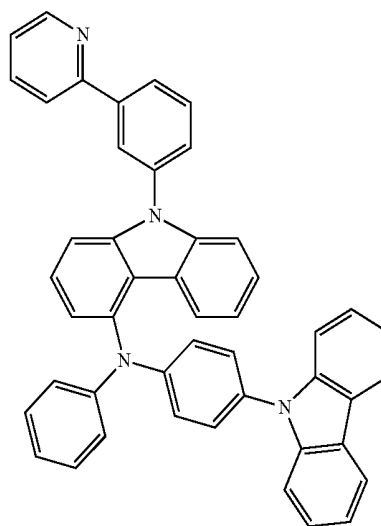


-continued

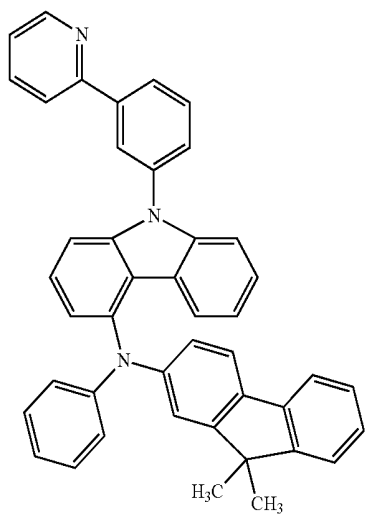


(A222)

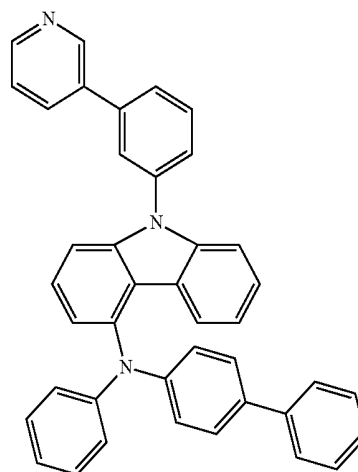
-continued



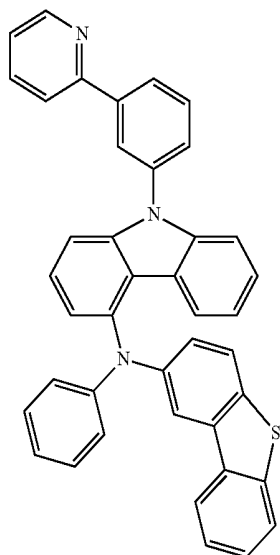
(A225)



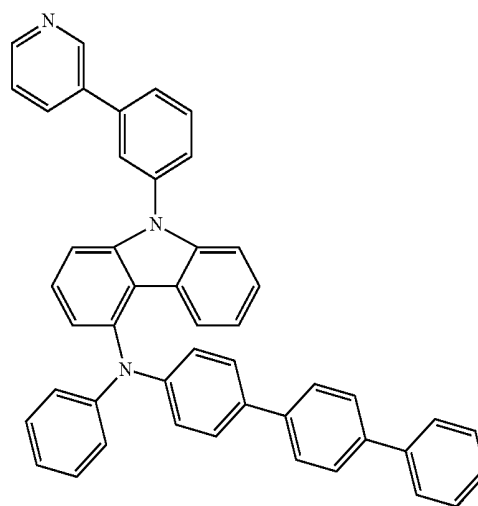
(A223)



(A226)

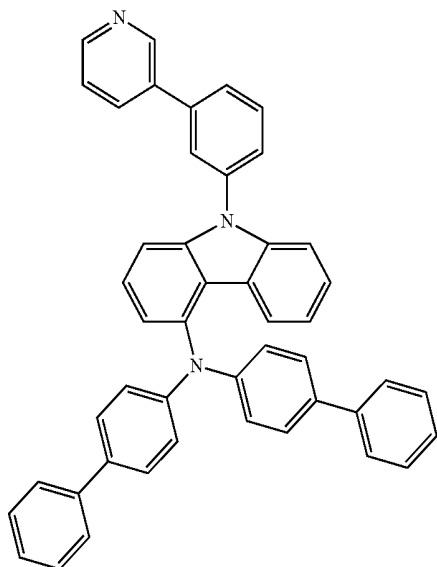


(A224)

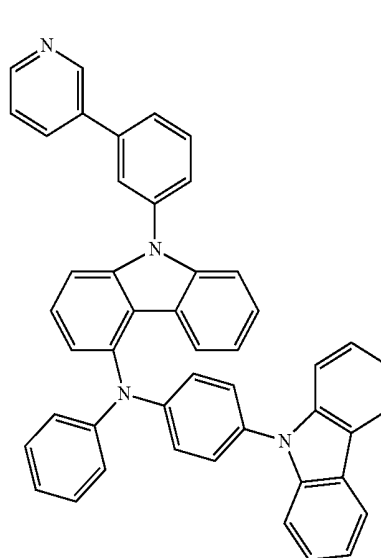


(A227)

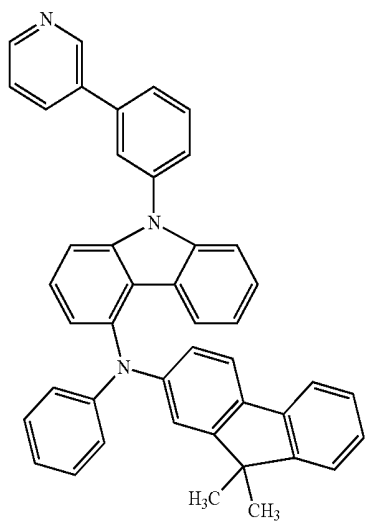
-continued



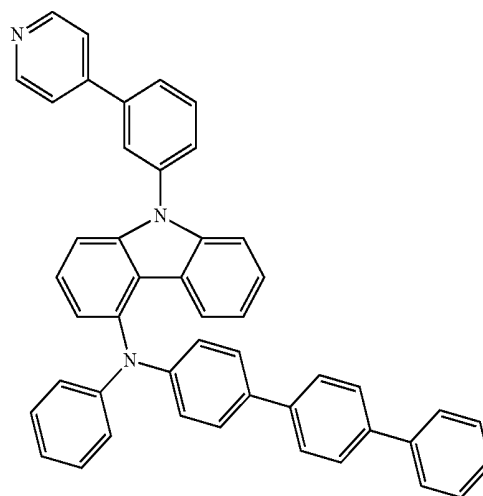
-continued



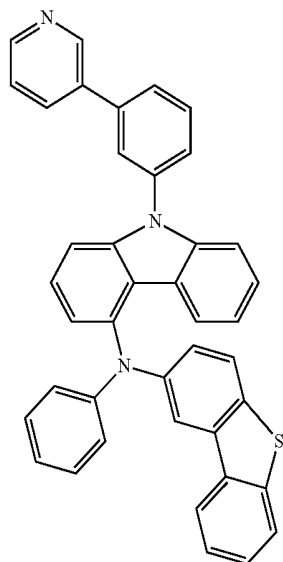
(A229)



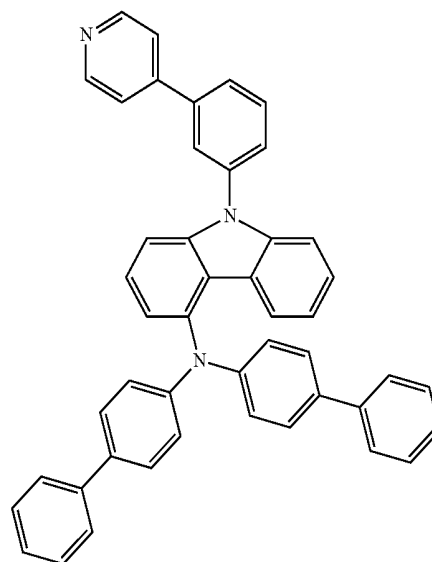
(A232)



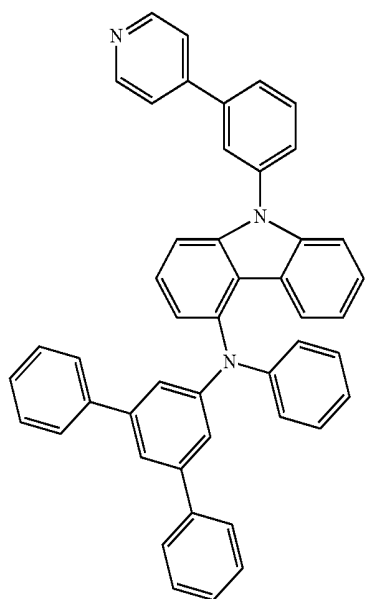
(A230)



(A233)

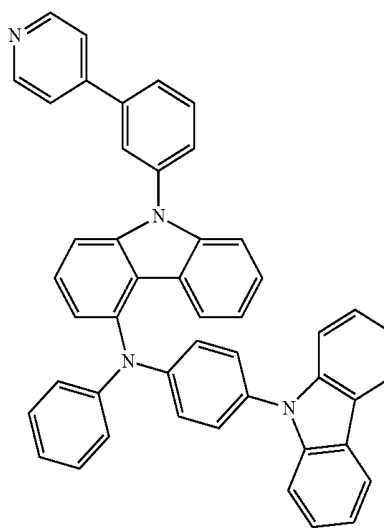


-continued

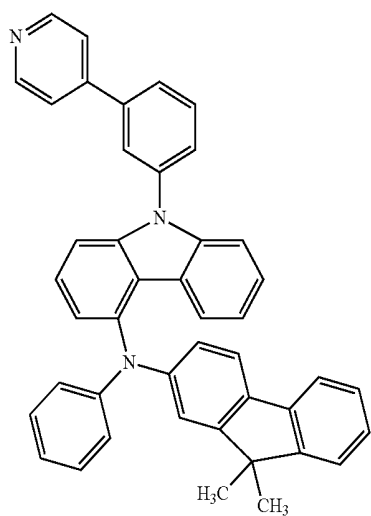


(A234)

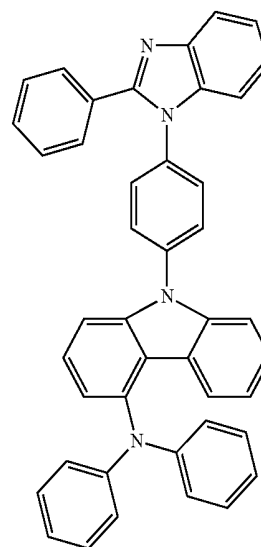
-continued



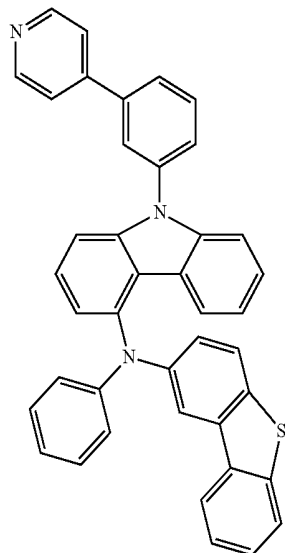
(A237)



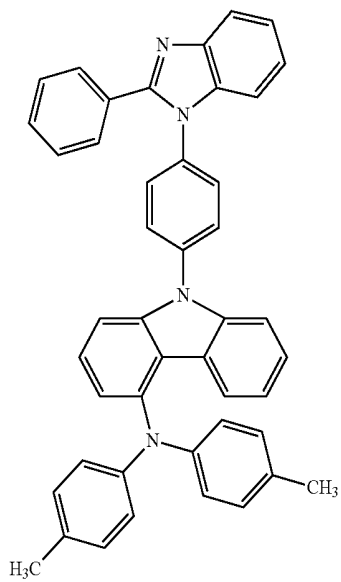
(A235)



(A238)



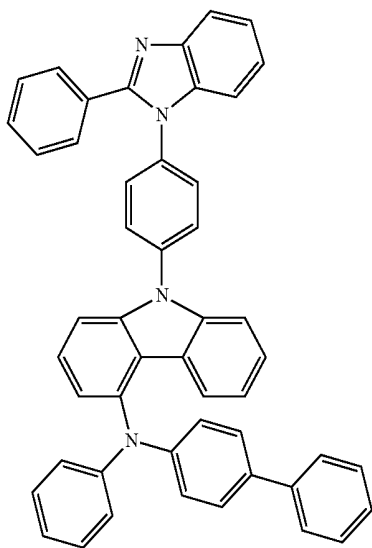
(A236)



(A239)

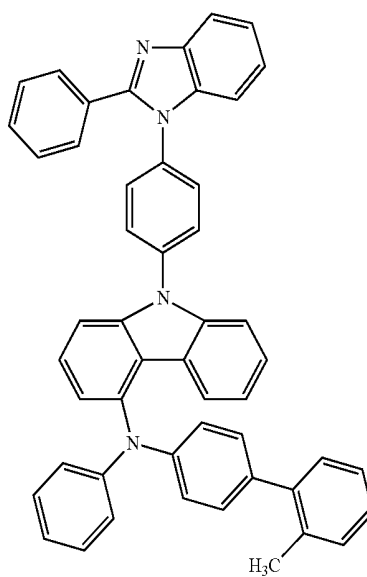
-continued

(A240)

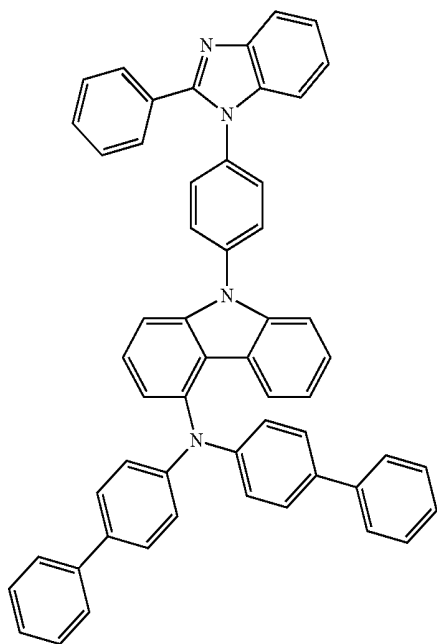


-continued

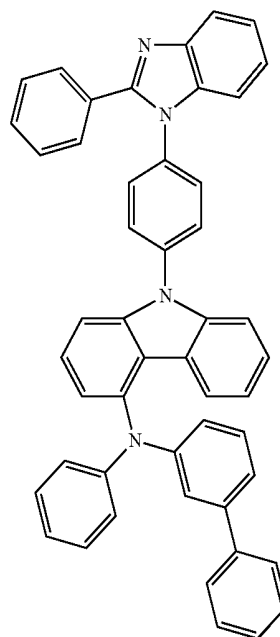
(A242)



(A241)

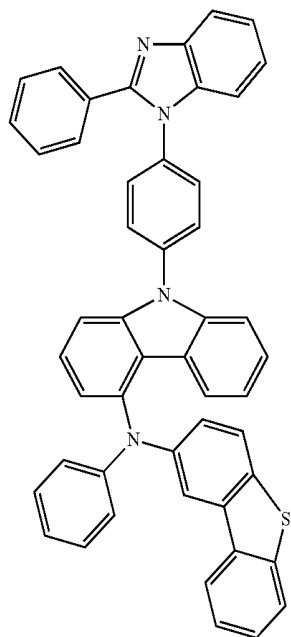


(A243)



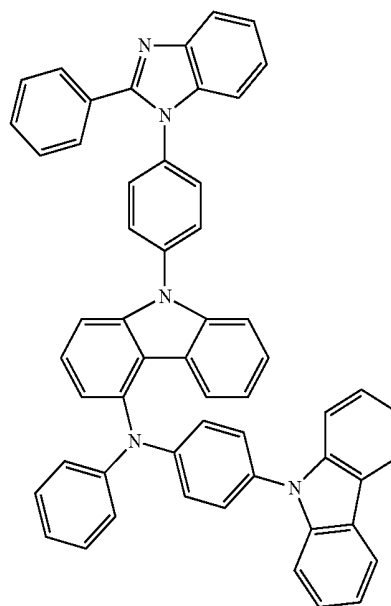
-continued

(A244)

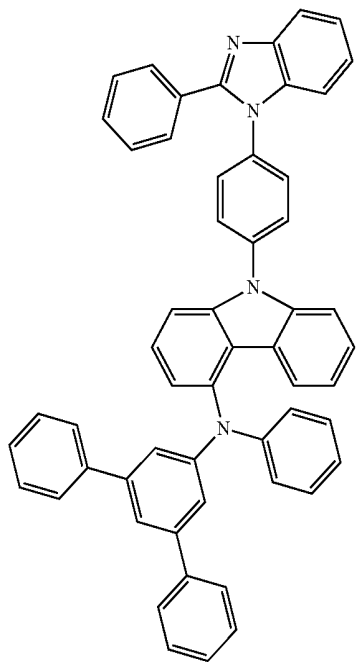


-continued

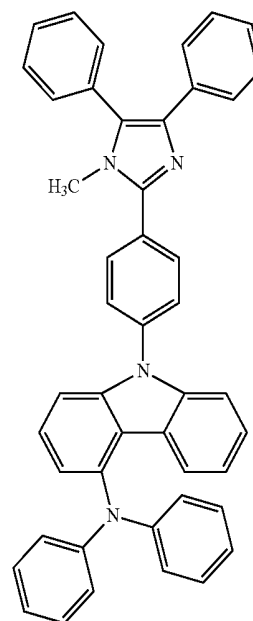
(A246)



(A245)



(A247)

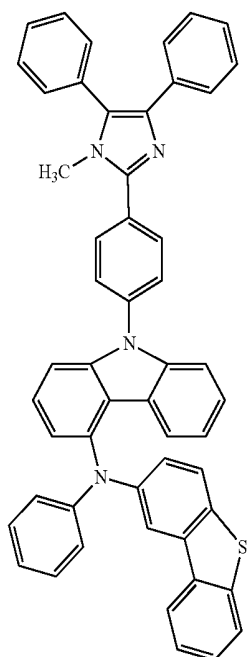






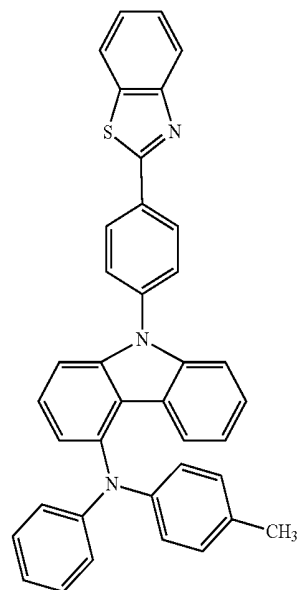
-continued

(A256)

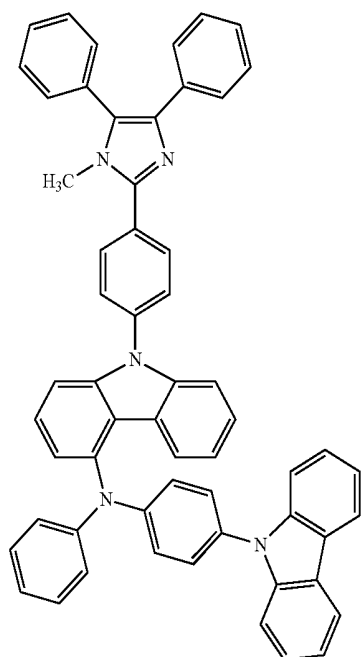


-continued

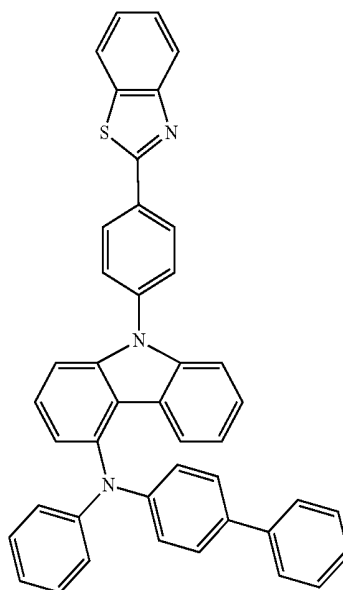
(A258)



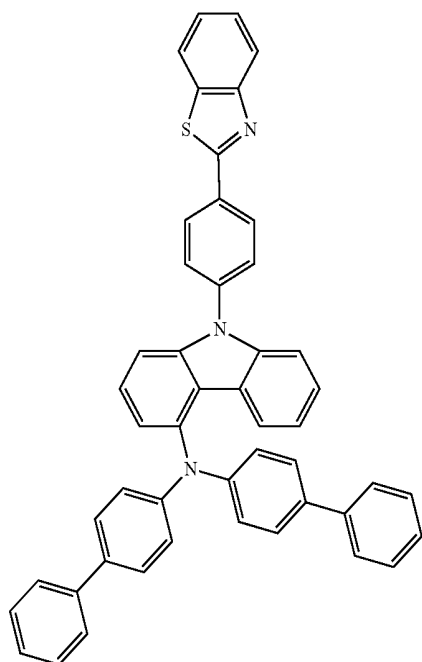
(A257)



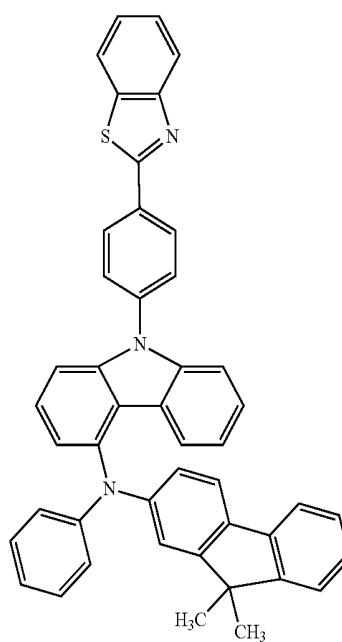
(A259)



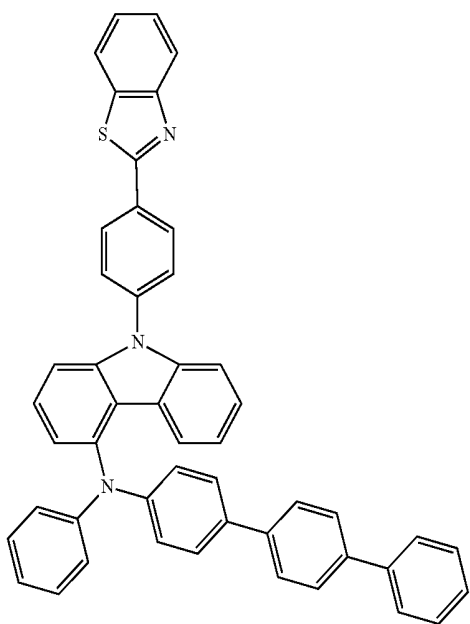
-continued



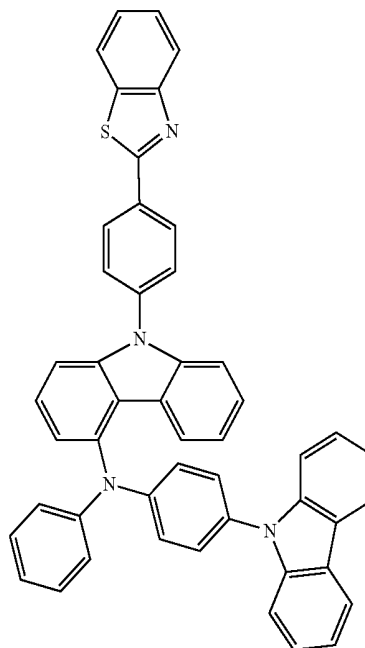
-continued



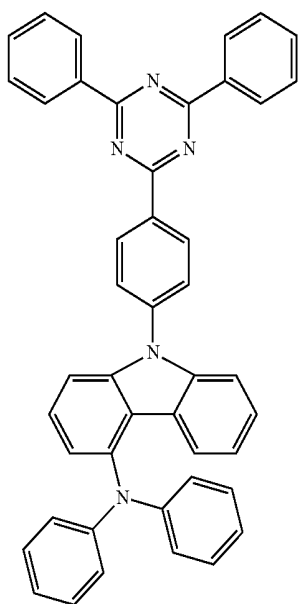
(A261)



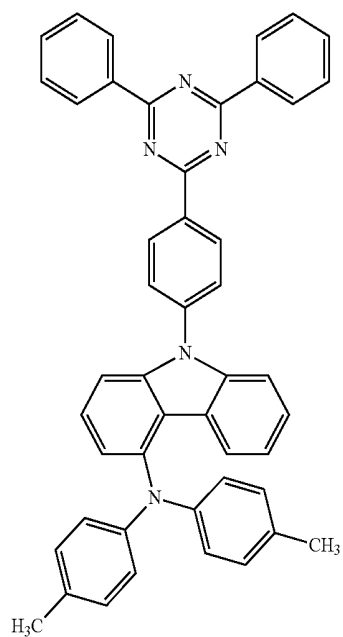
(A263)



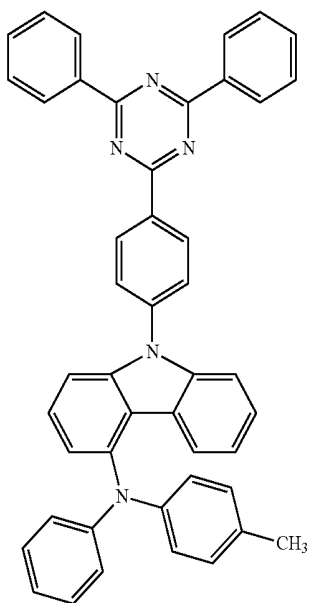
-continued



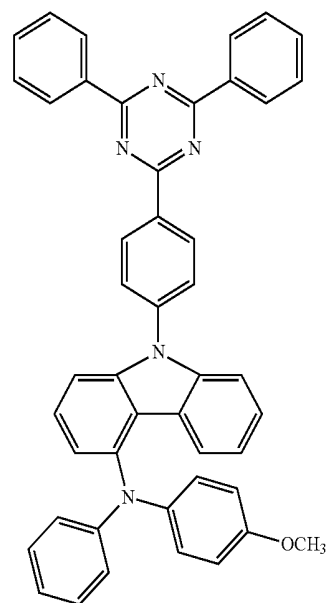
-continued



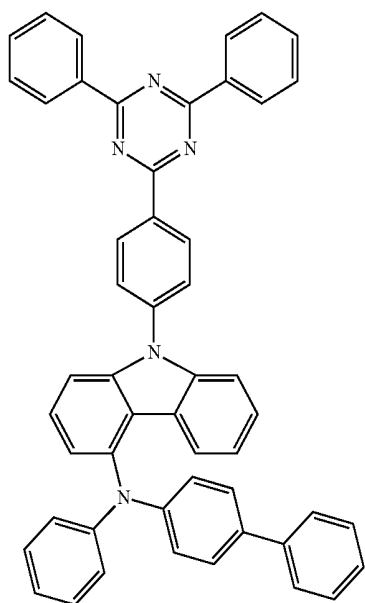
(A265)



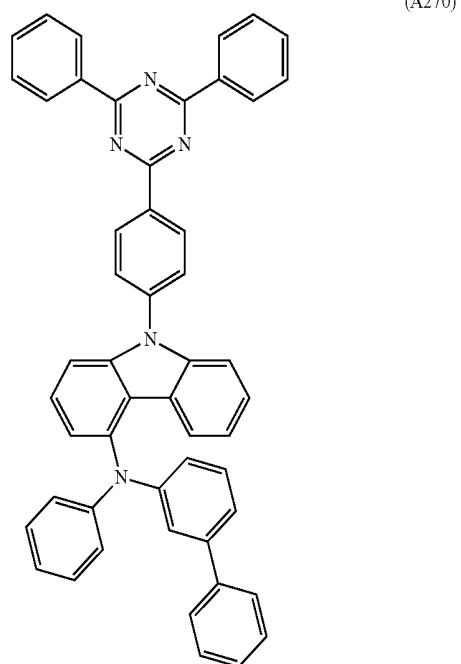
(A267)



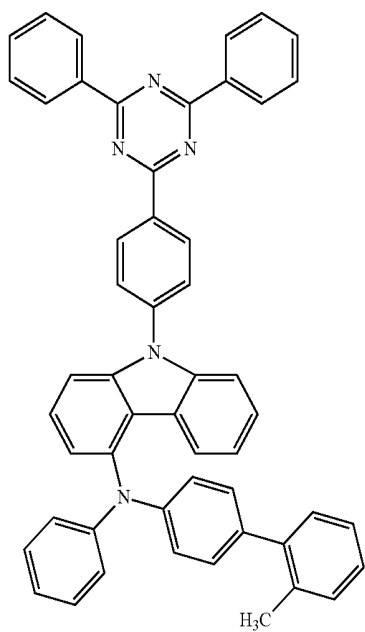
-continued



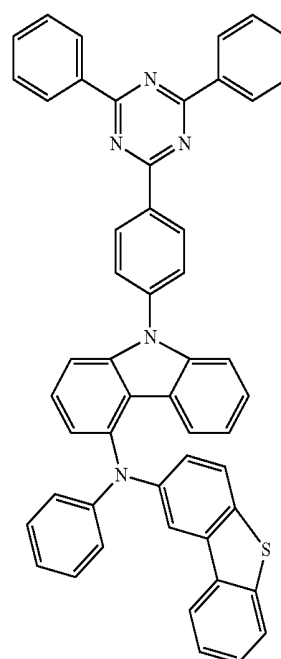
-continued



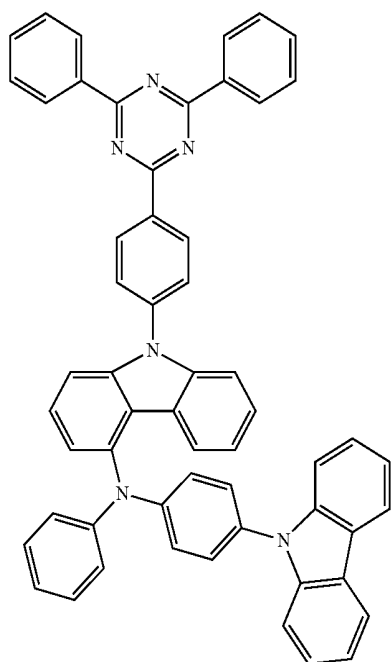
(A269)



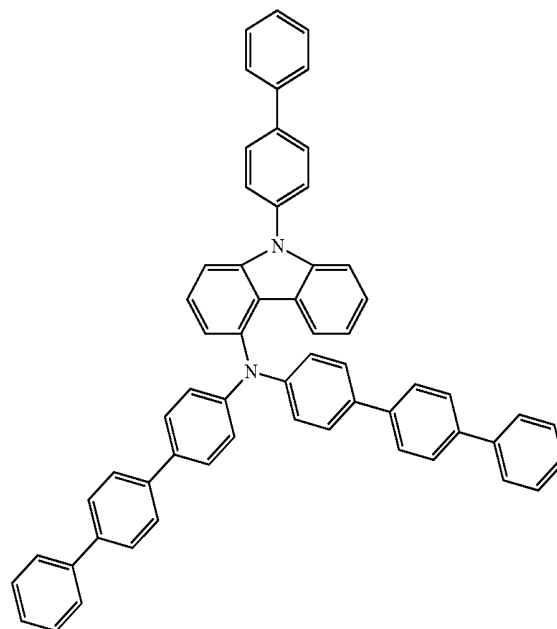
(A271)



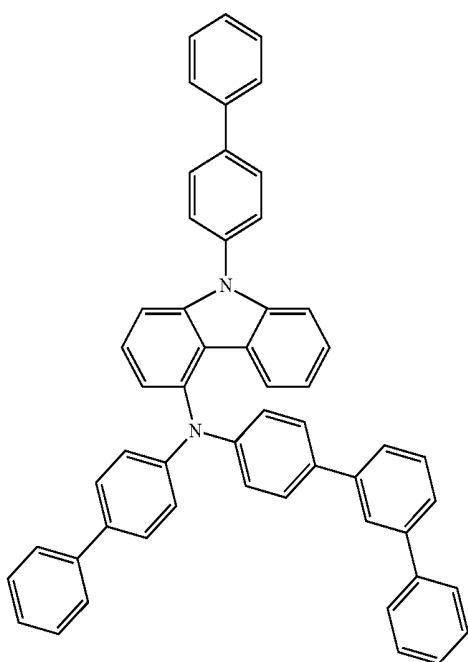
-continued



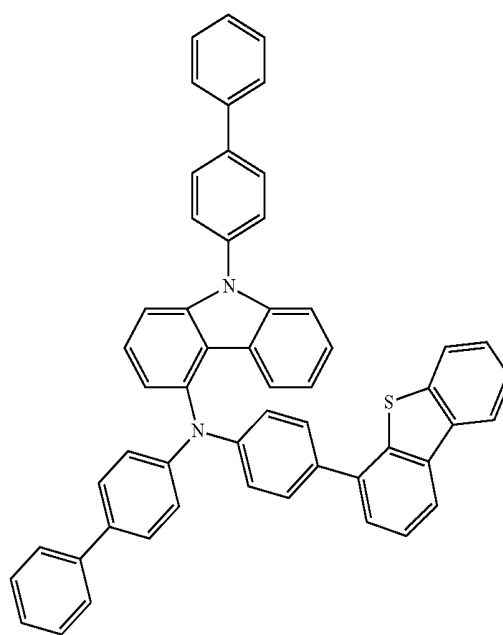
-continued



(A273)

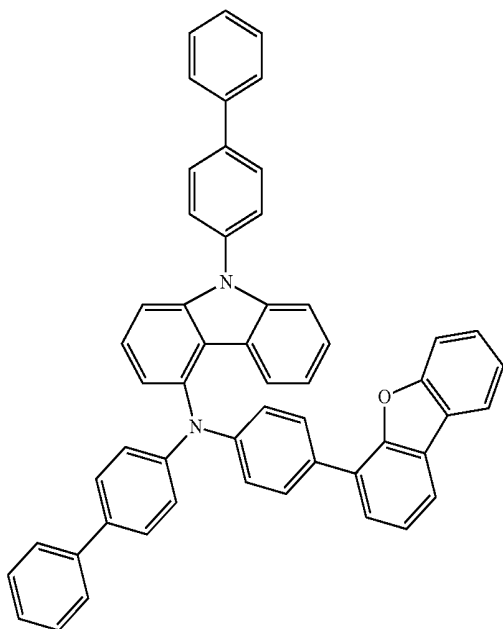


(A275)



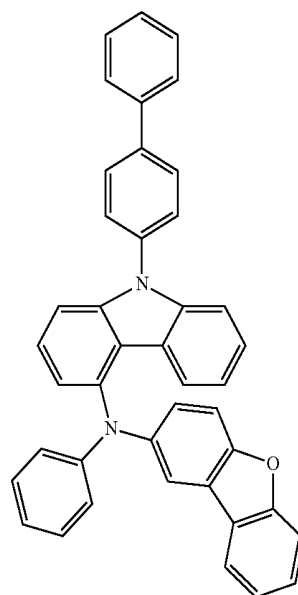
-continued

(A276)



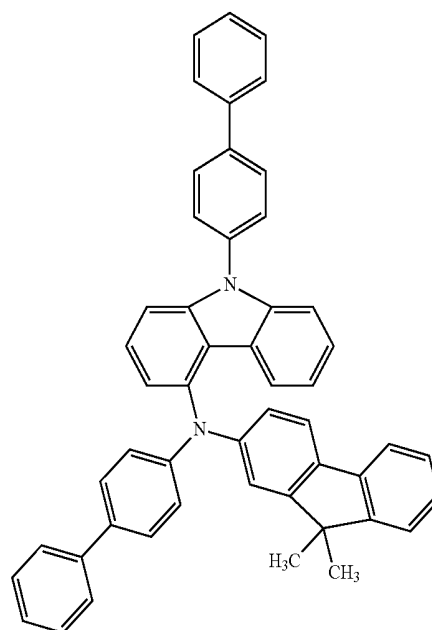
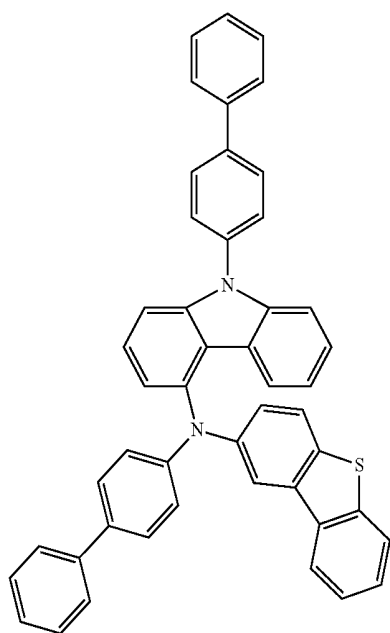
-continued

(A278)



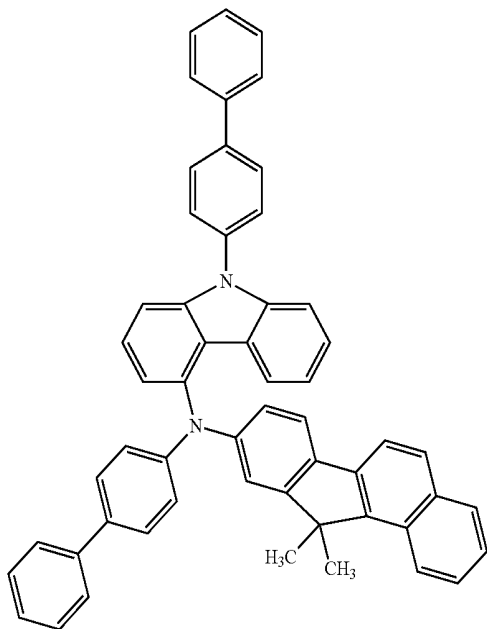
(A279)

(A277)



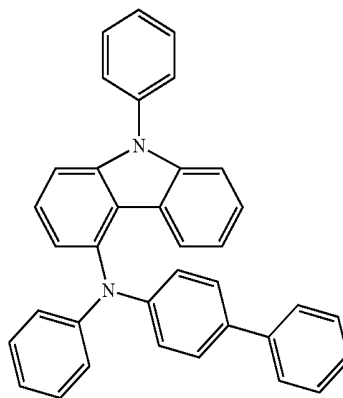
-continued

(A280)



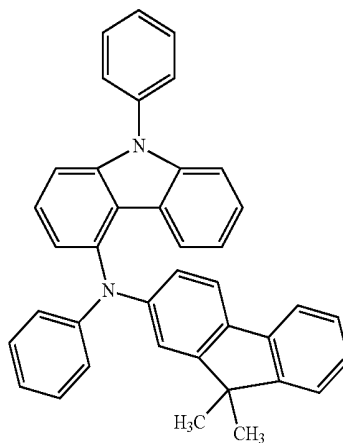
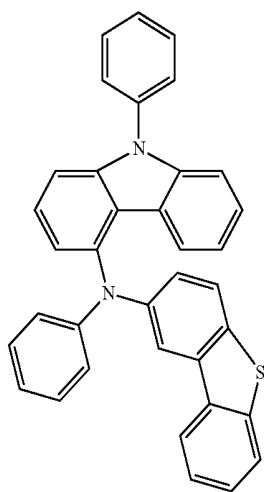
-continued

(A283)

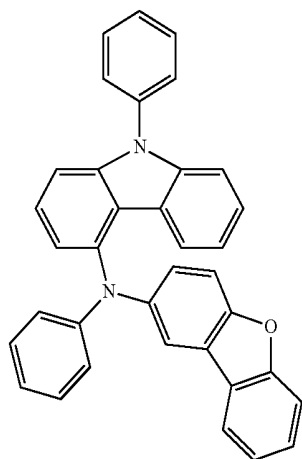


(A284)

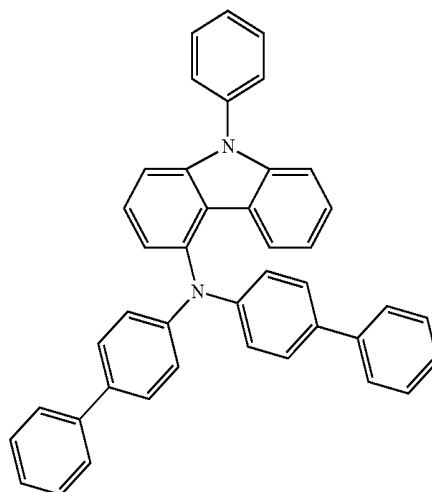
(A281)



(A282)

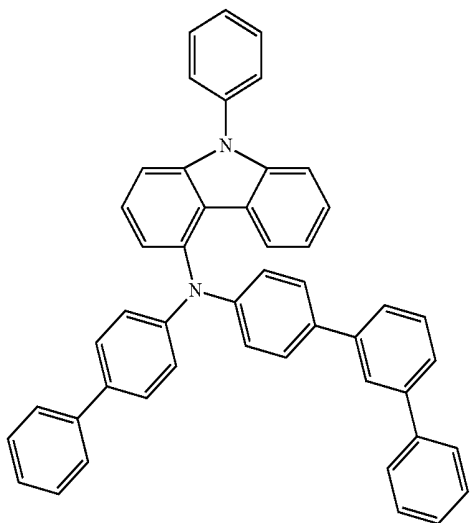


(A285)



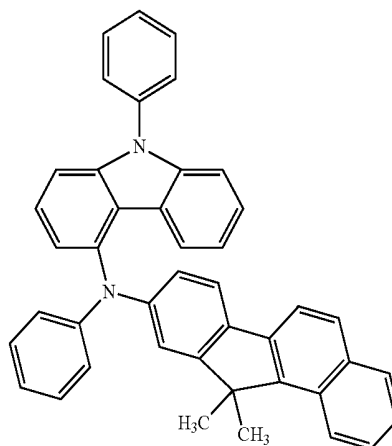
-continued

(A286)



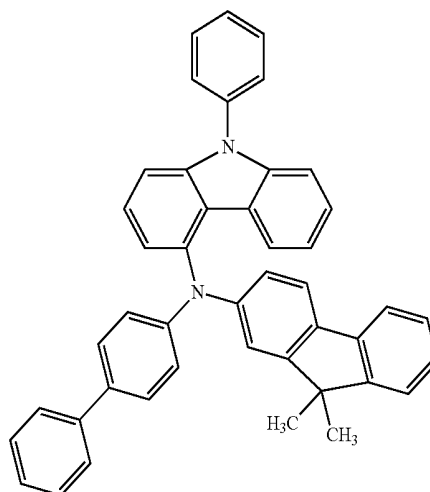
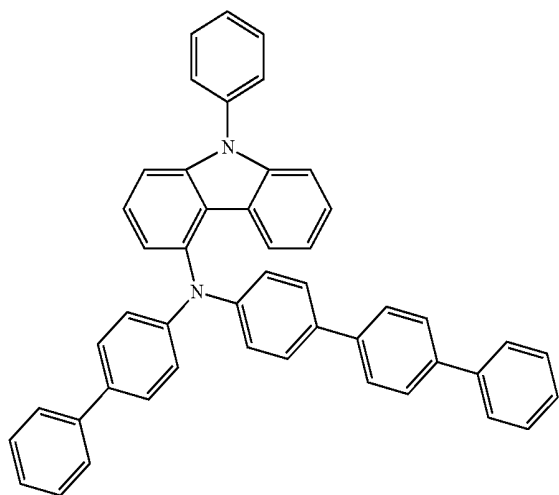
-continued

(A289)



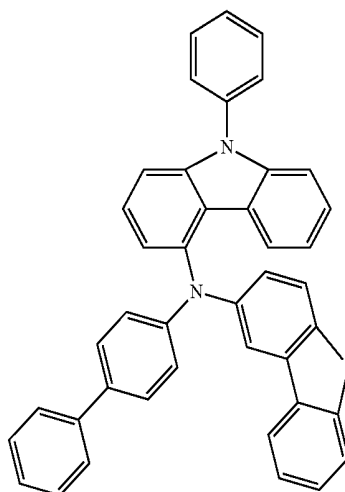
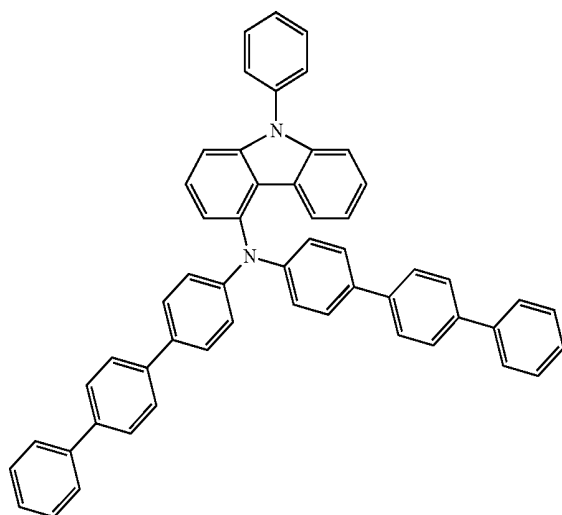
(A287)

(A290)



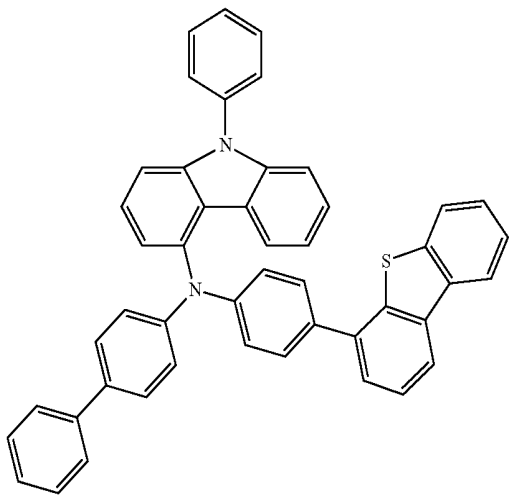
(A288)

(A291)



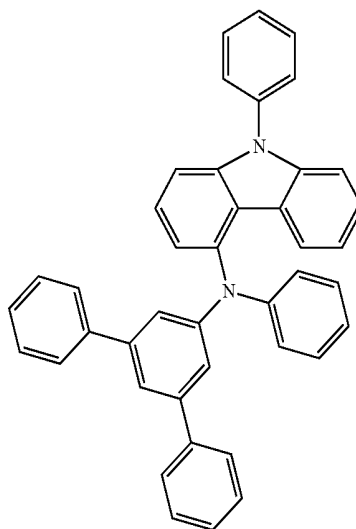
-continued

(A292)

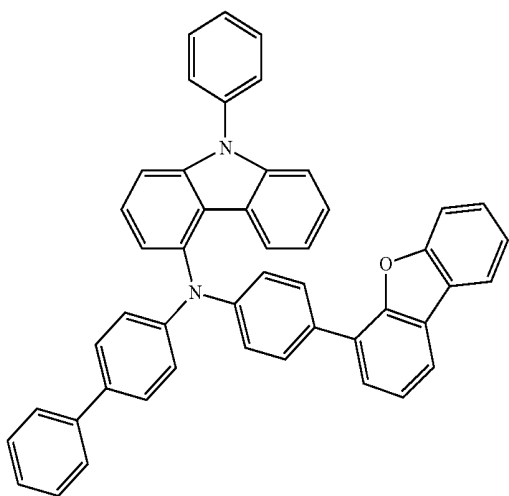


-continued

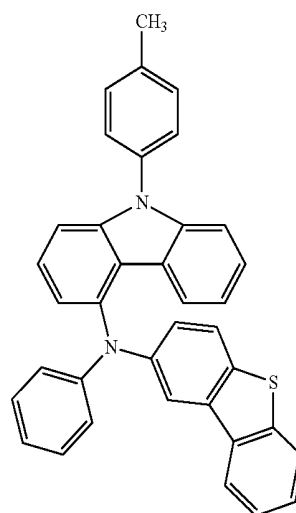
(A295)



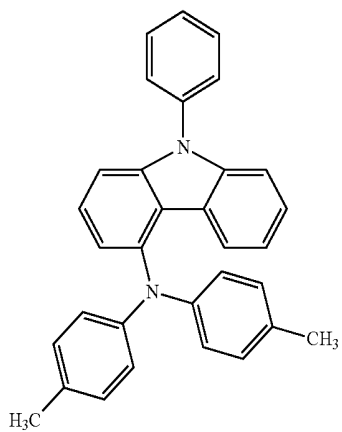
(A293)



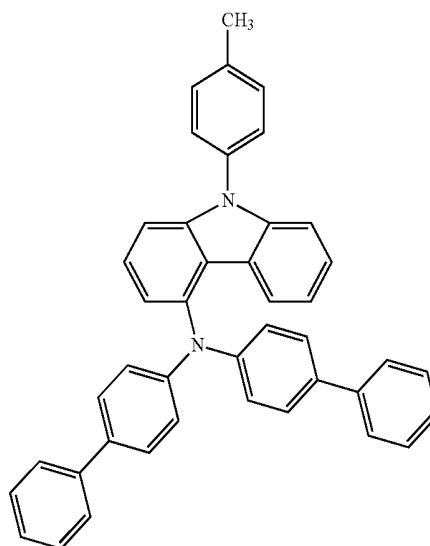
(A296)



(A294)

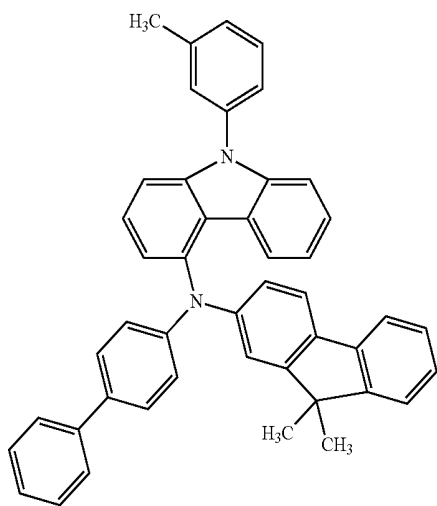


(A297)



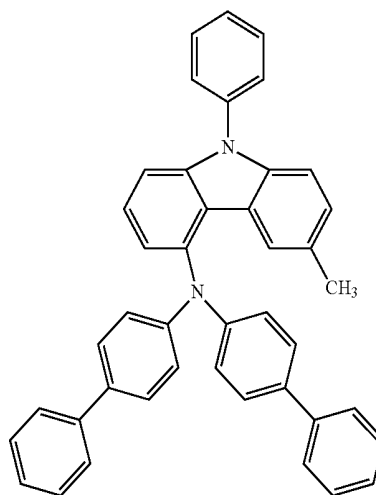
-continued

(A298)

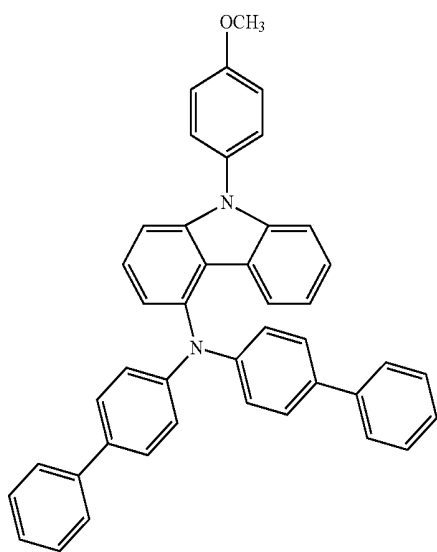


-continued

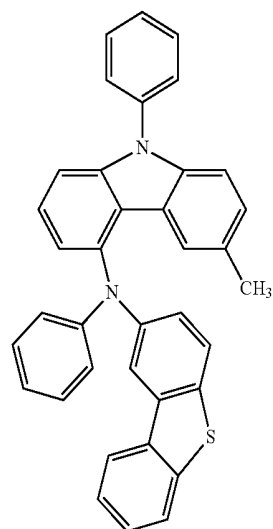
(A301)



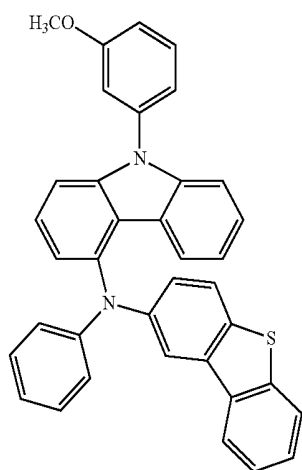
(A299)



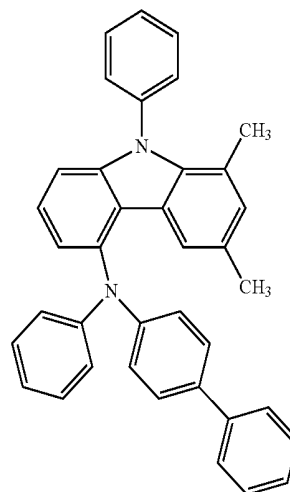
(A302)



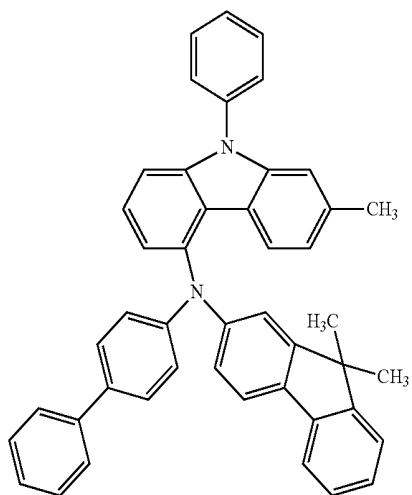
(A300)



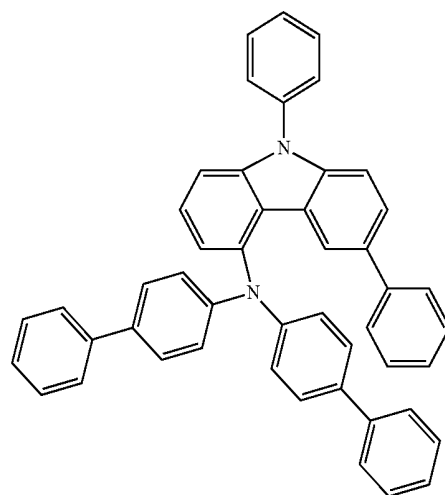
(A303)



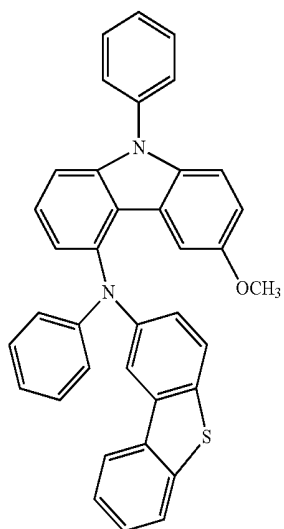
-continued



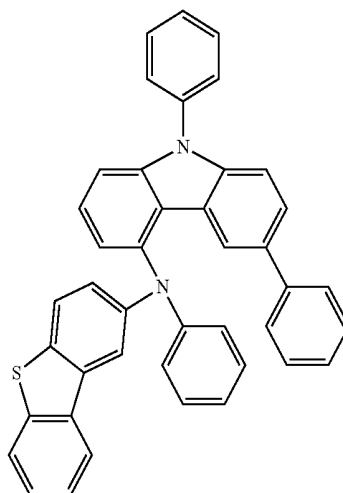
-continued



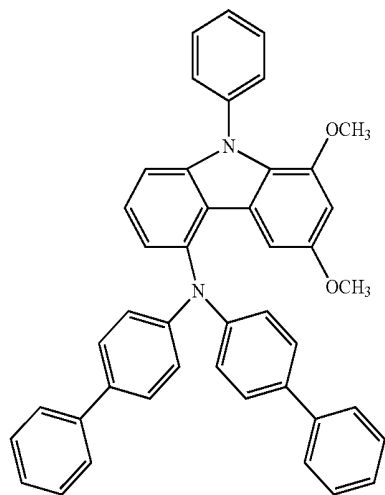
(A305)



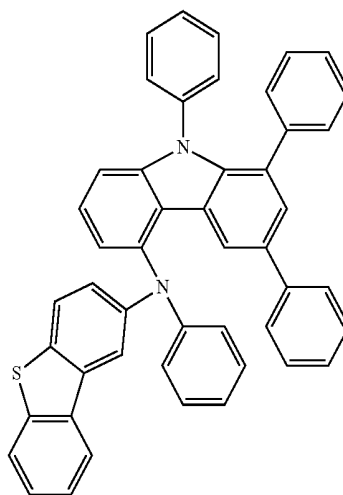
(A308)



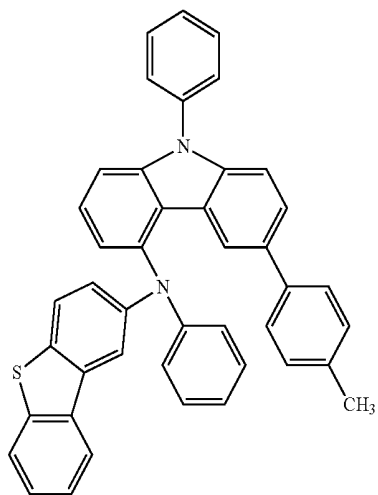
(A306)



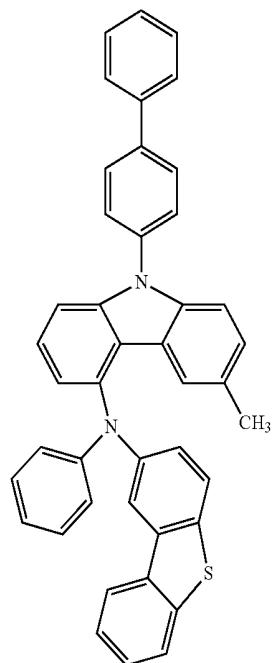
(A309)



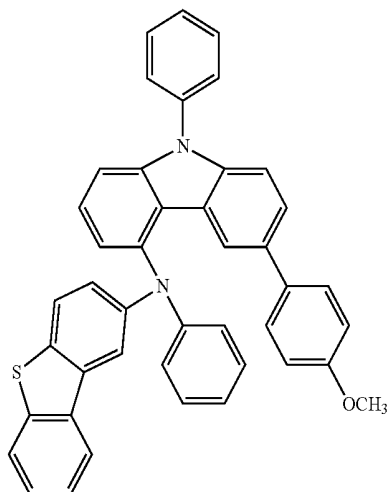
-continued



-continued

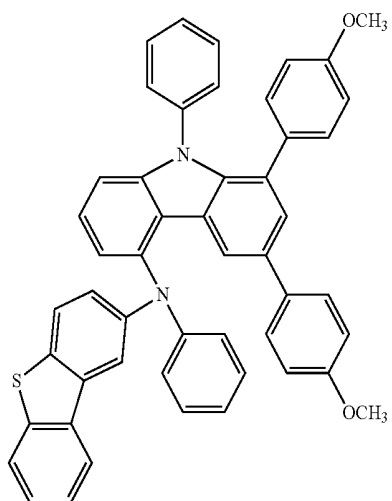


(A313)

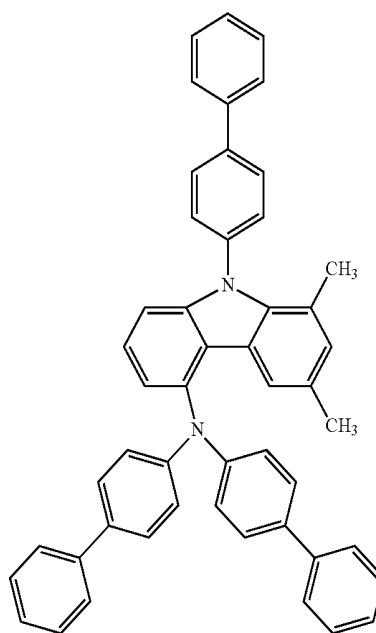


(A311)

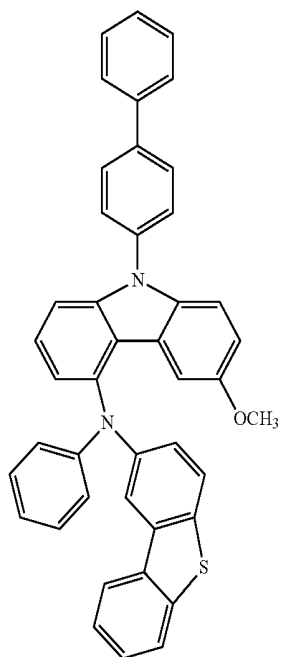
(A314)



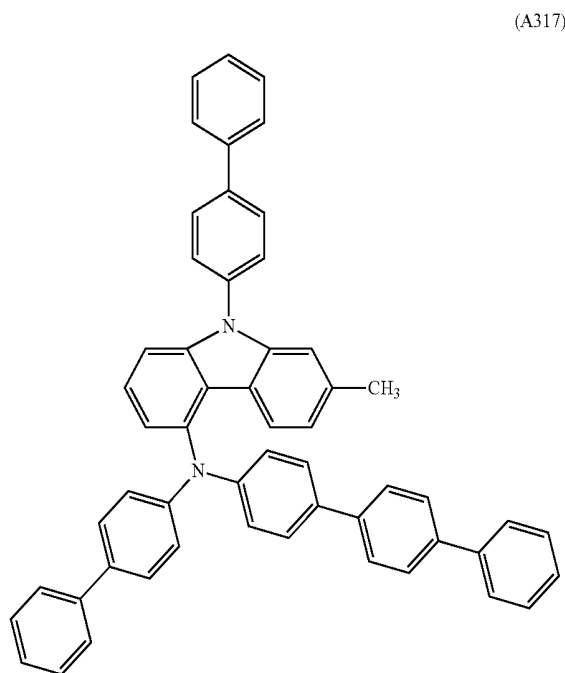
(A312)



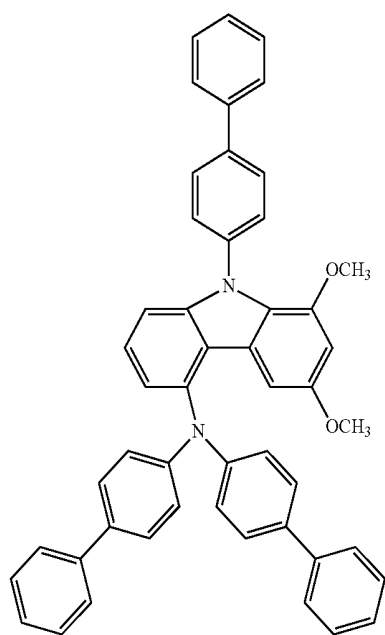
-continued



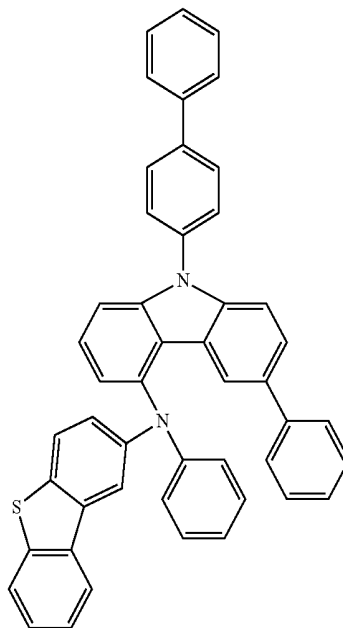
-continued



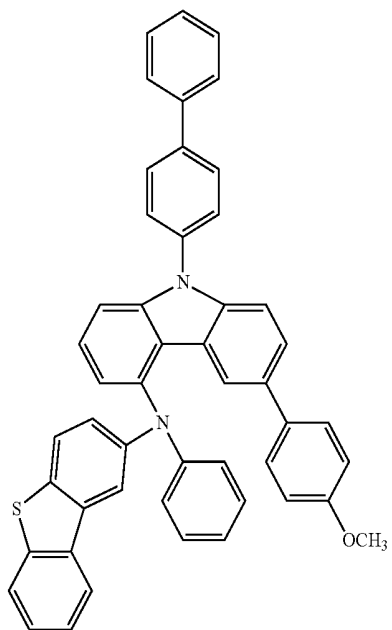
(A316)



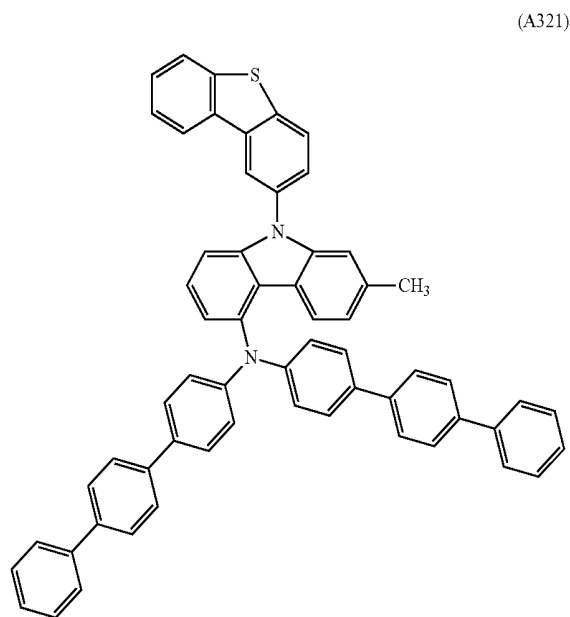
(A318)



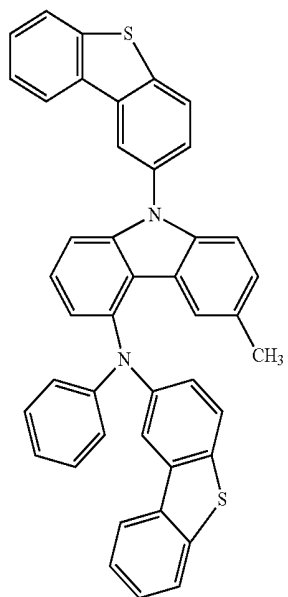
-continued



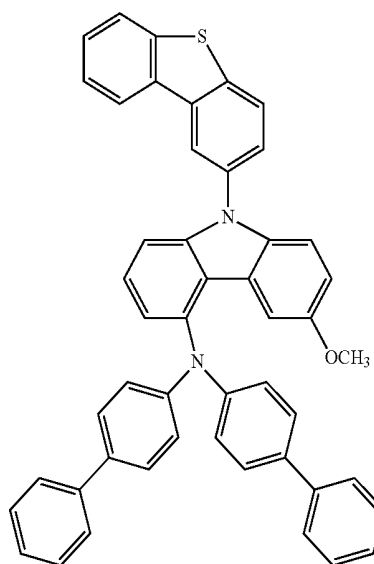
-continued



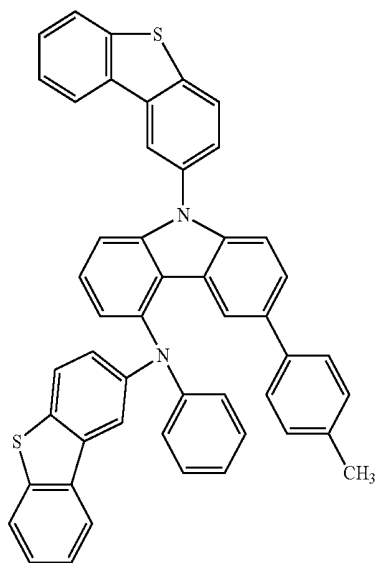
(A320)



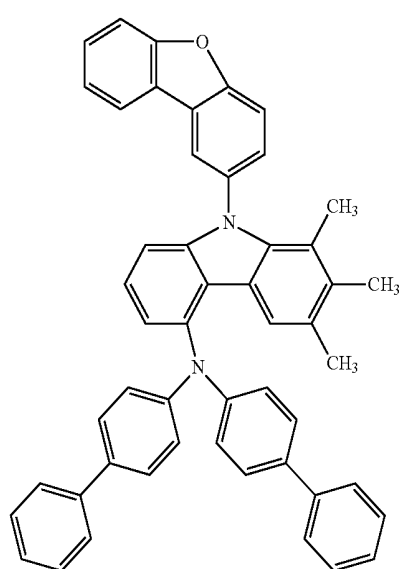
(A322)



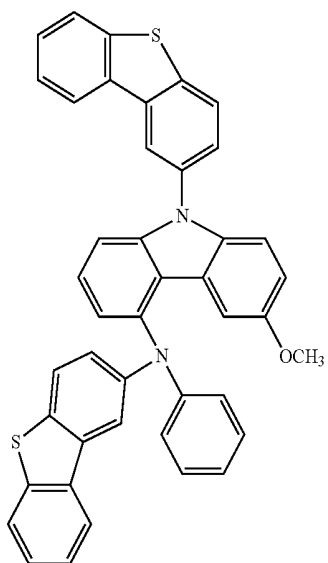
-continued



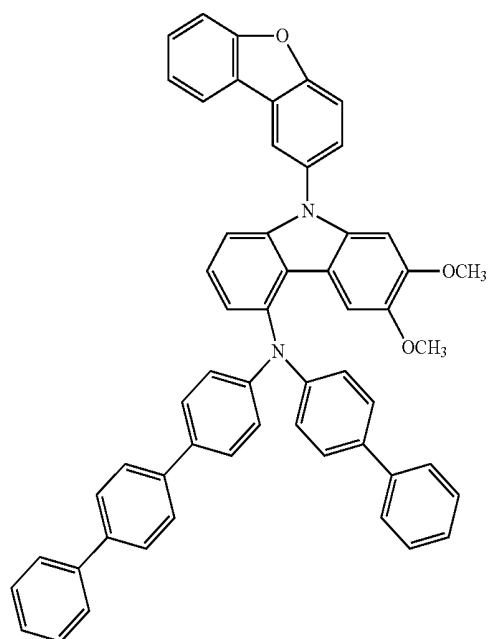
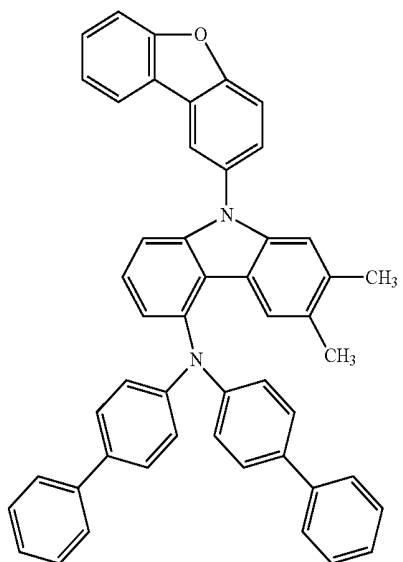
-continued



(A324)

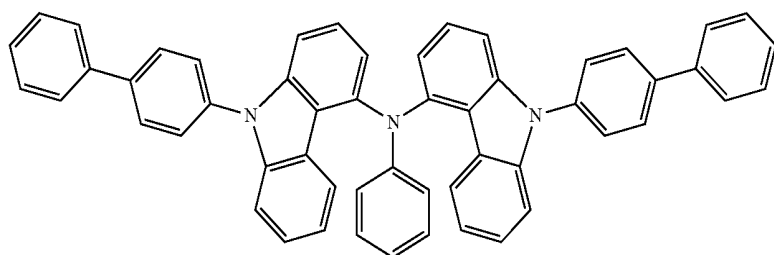
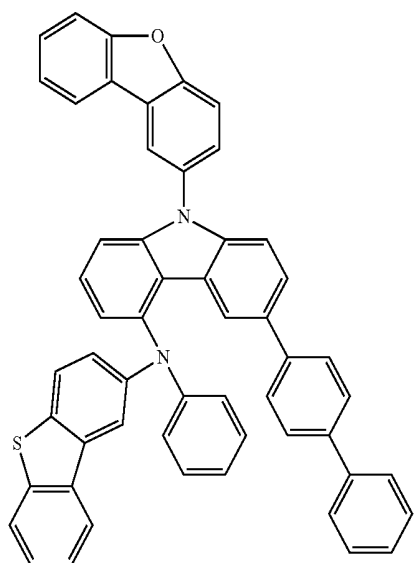


(A327)

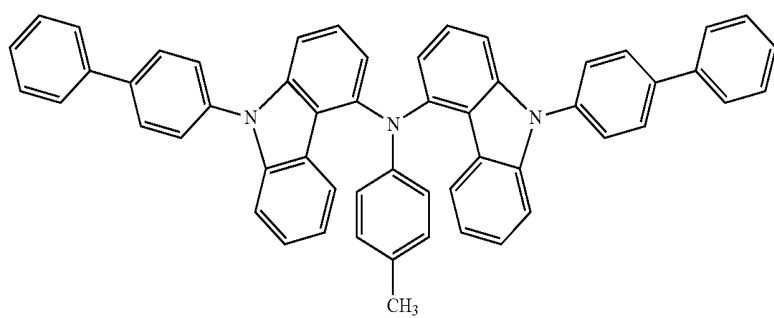


-continued

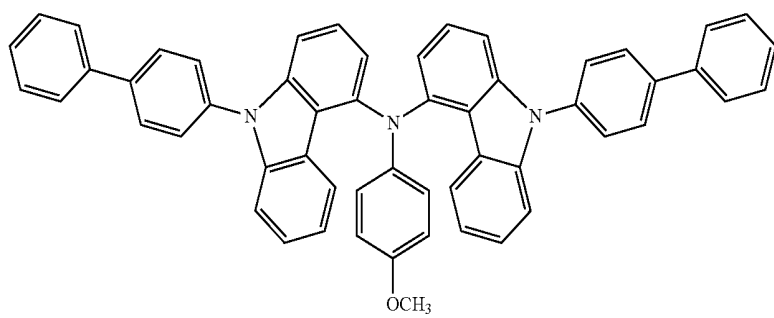
(A328)



(B1)



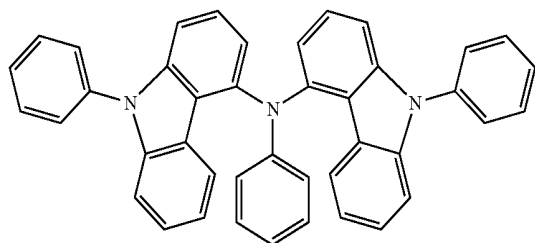
(B2)



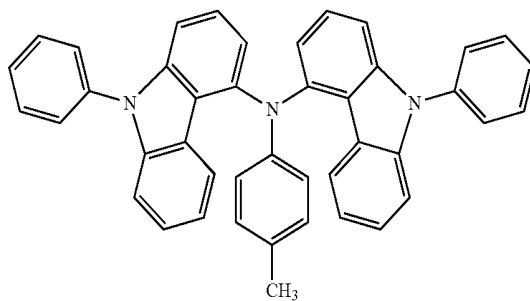
(B3)

-continued

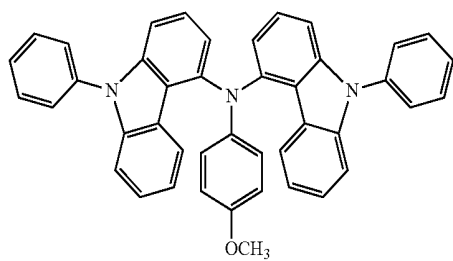
(B4)



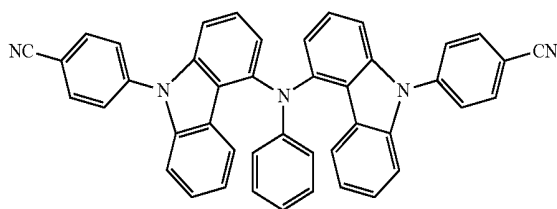
(B5)



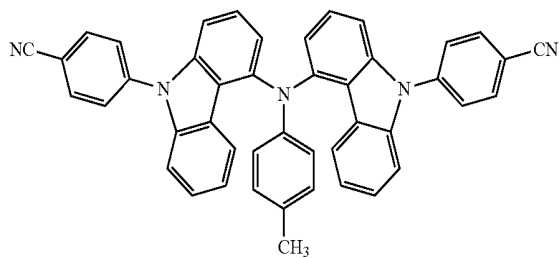
(B6)



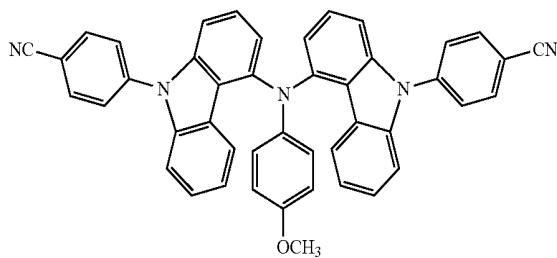
(B7)



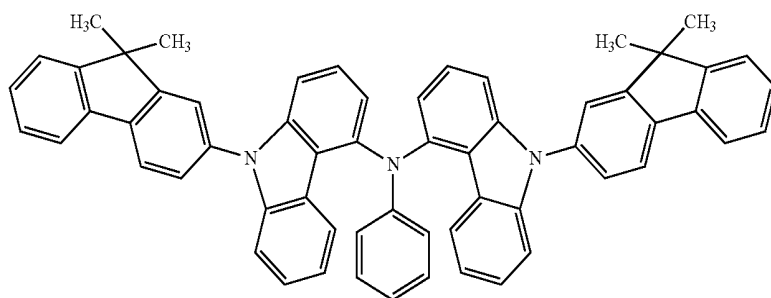
(B8)



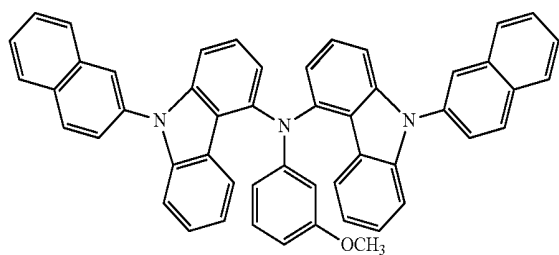
(B9)



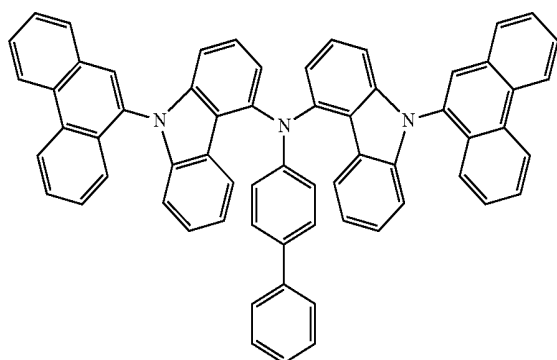
(B10)



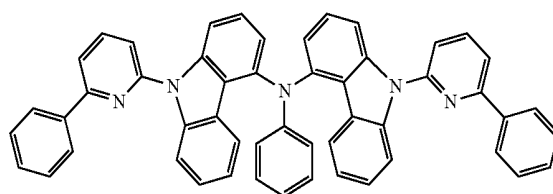
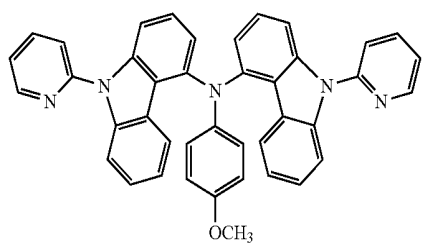
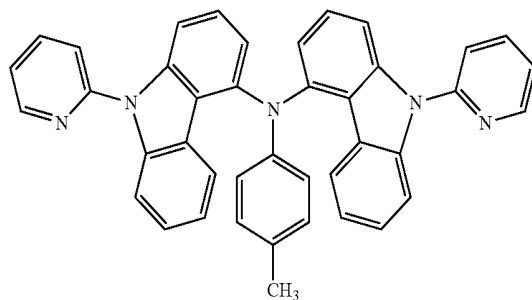
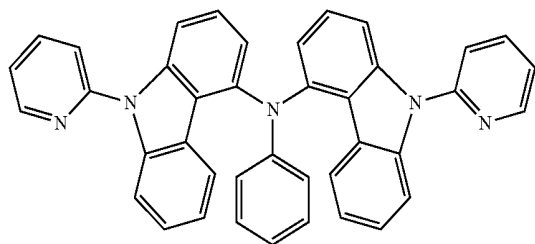
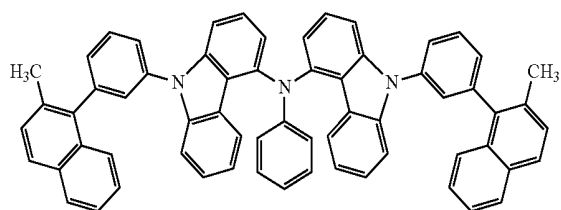
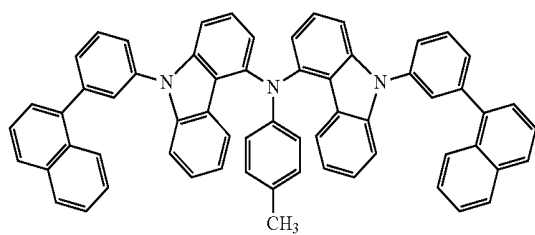
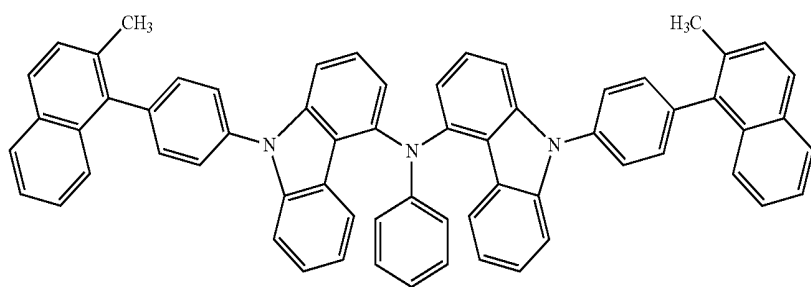
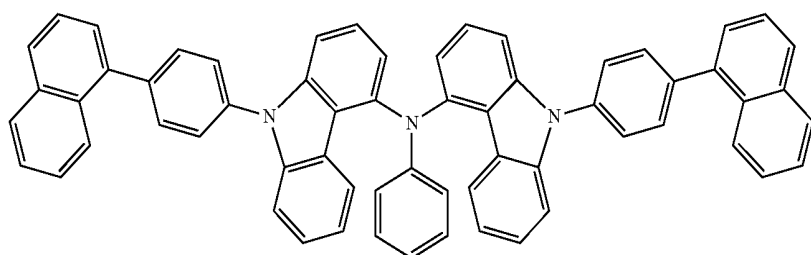
(B11)



(B12)

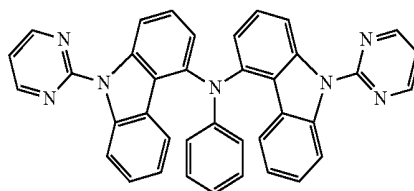
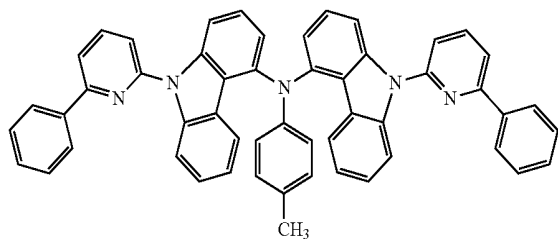


-continued



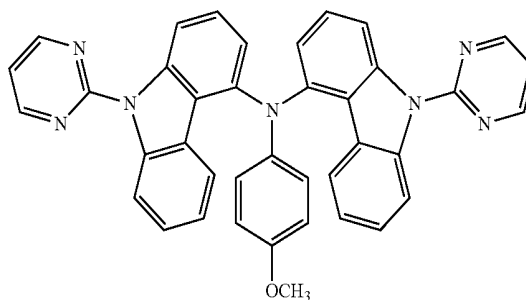
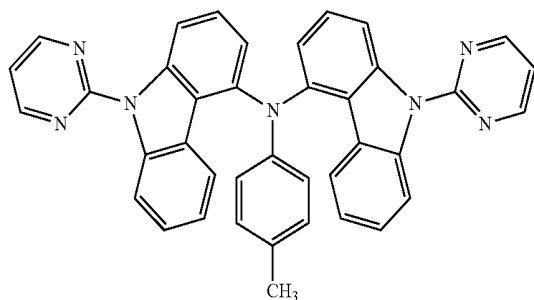
-continued  
(B21)

(B22)



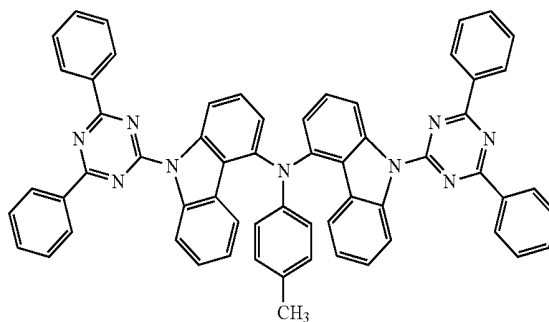
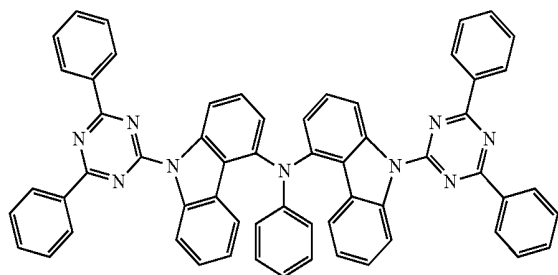
(B23)

(B24)



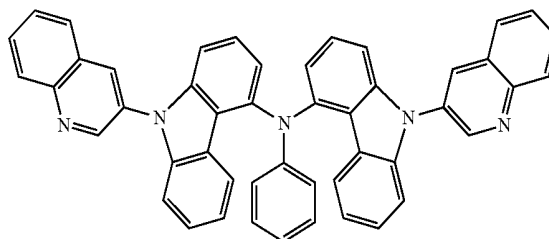
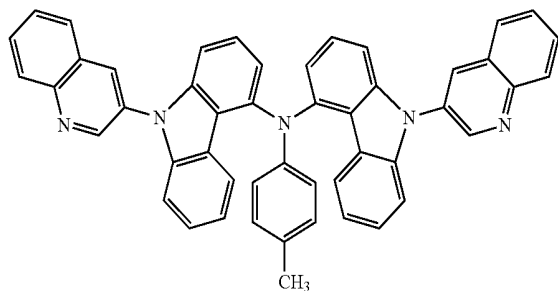
(B25)

(B26)



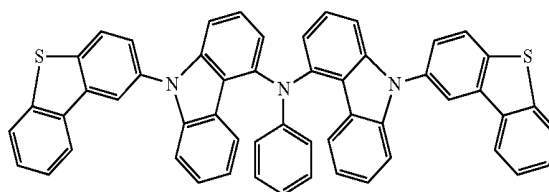
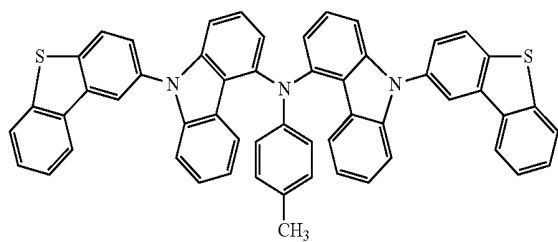
(B27)

(B28)



(B29)

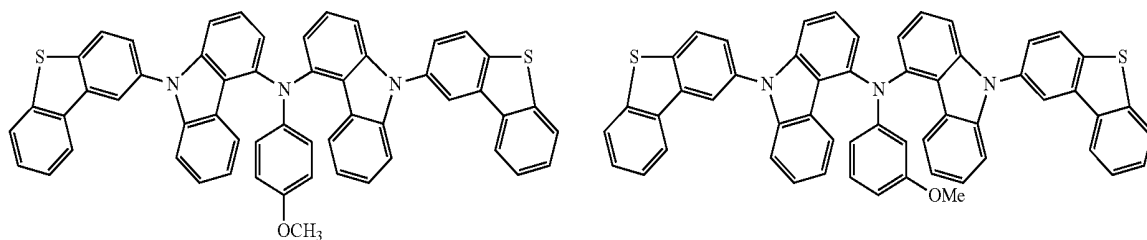
(B30)



-continued

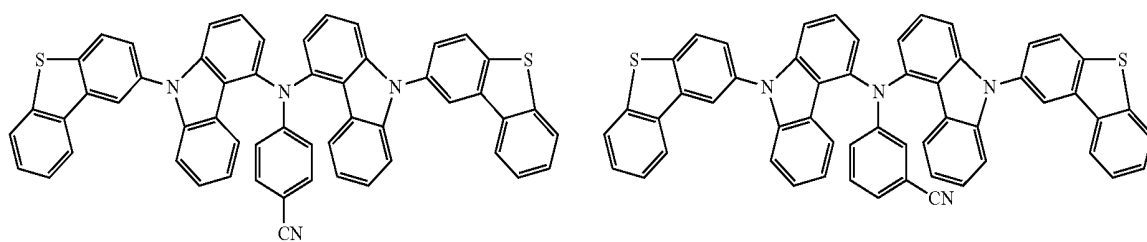
(B31)

(B32)

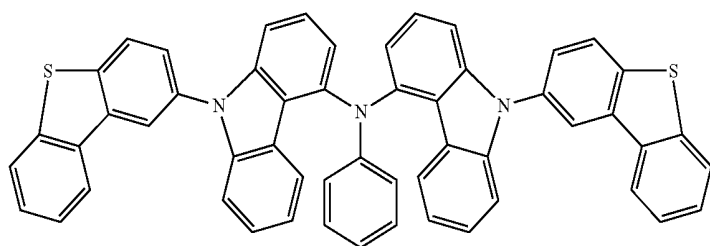


(B33)

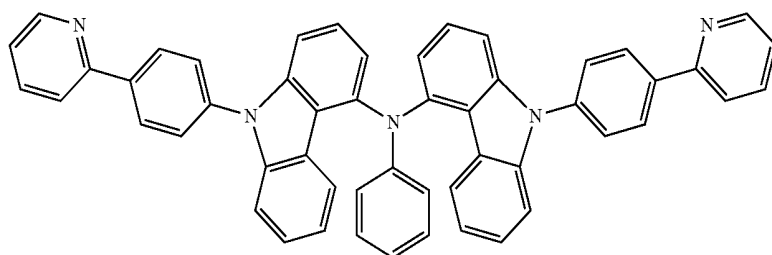
(B34)



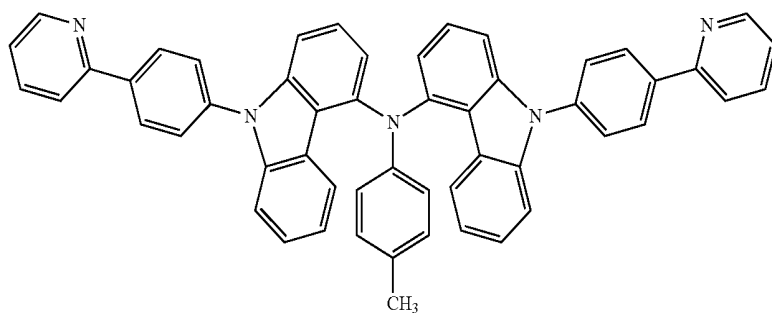
(B35)



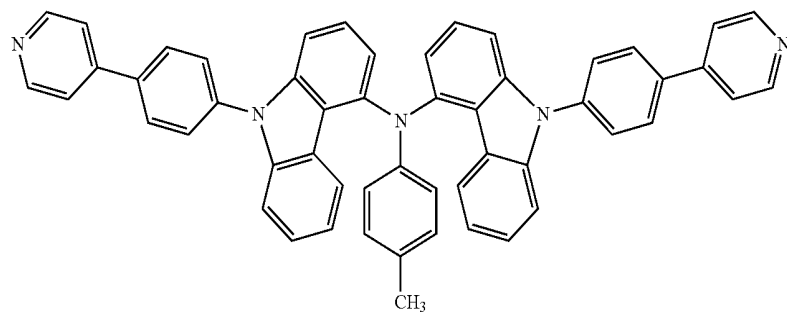
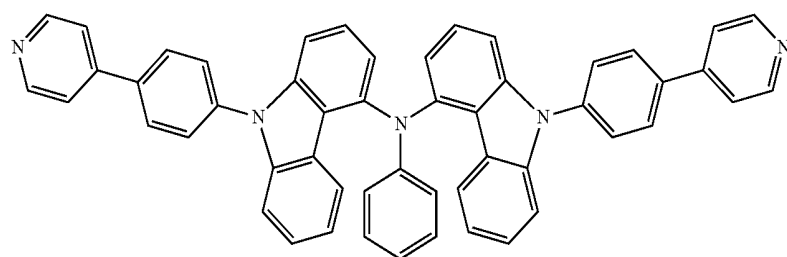
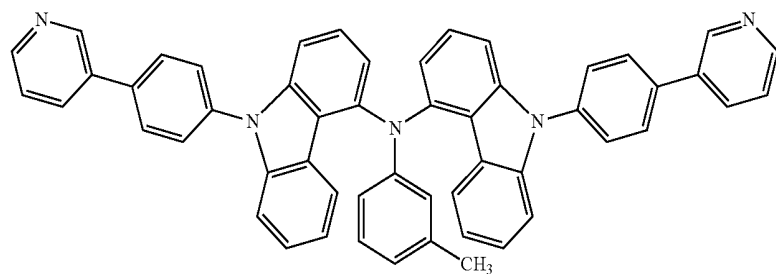
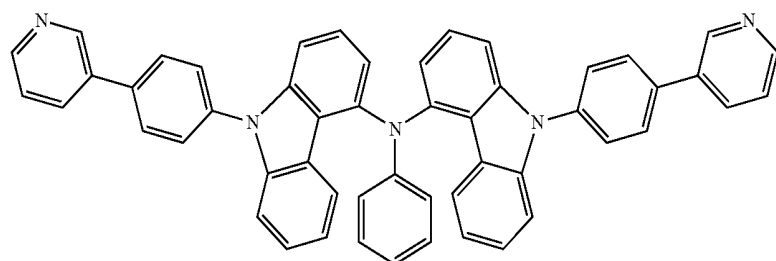
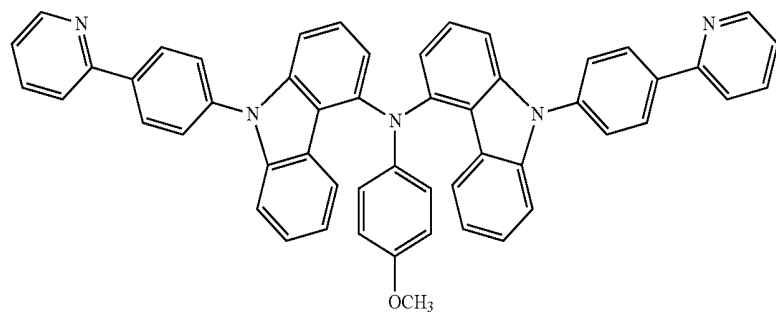
(B36)



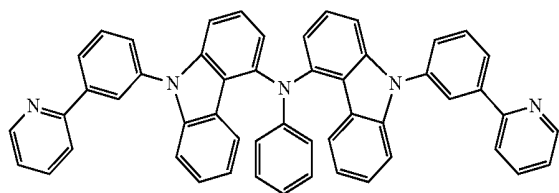
(B37)



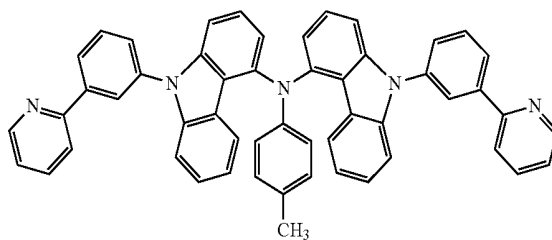
-continued



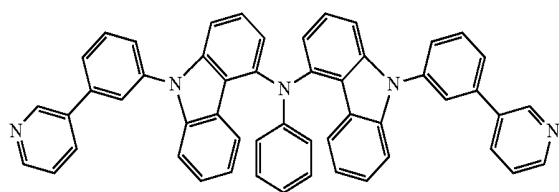
-continued  
(B43)



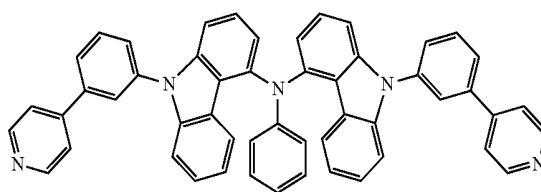
(B44)



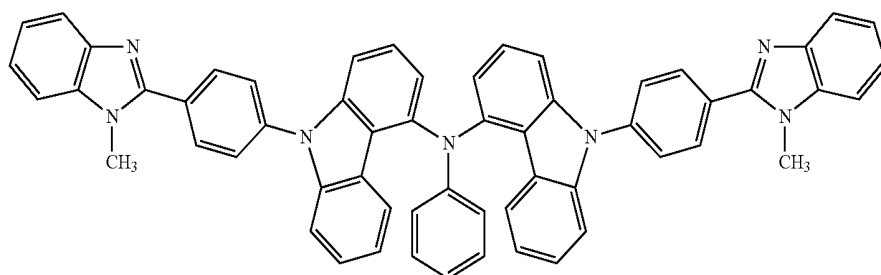
(B45)



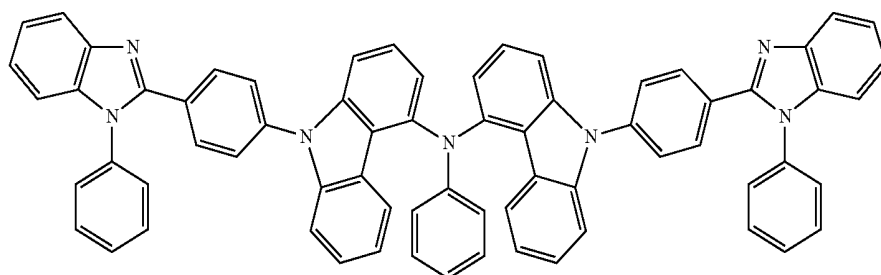
(B46)



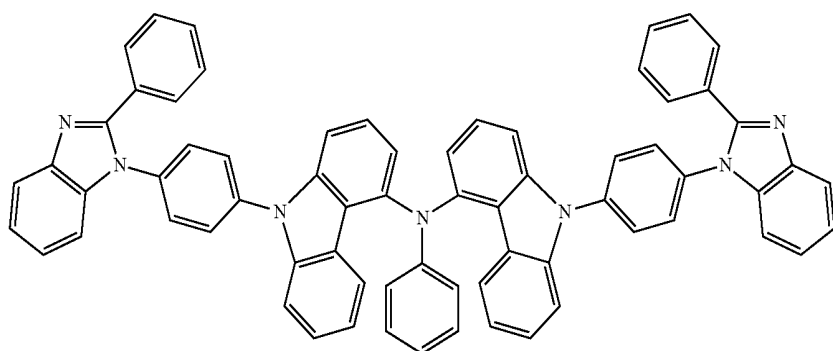
(B47)



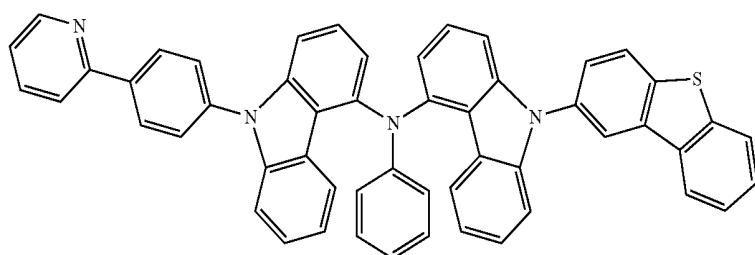
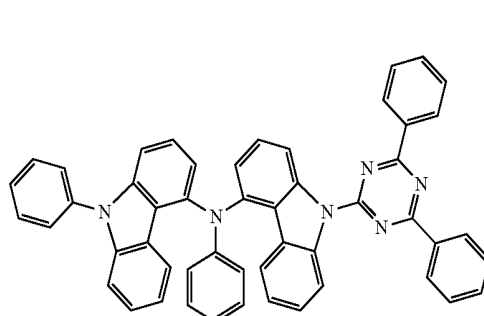
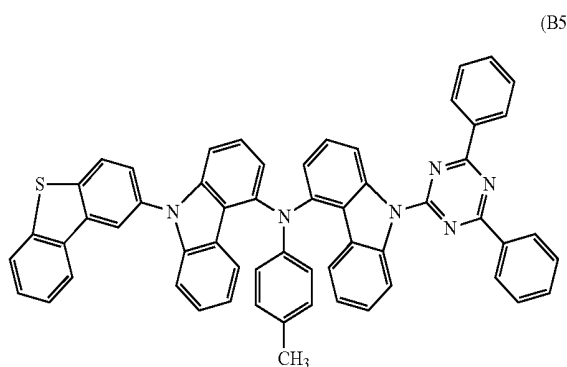
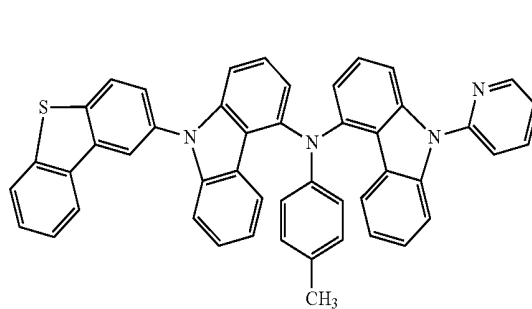
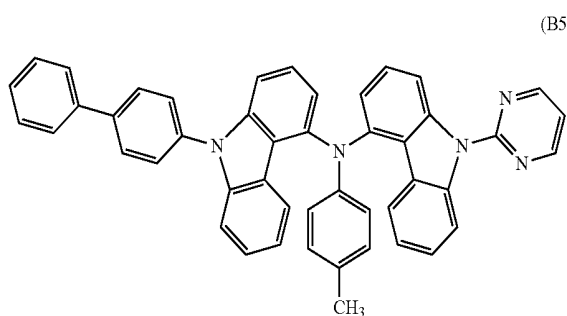
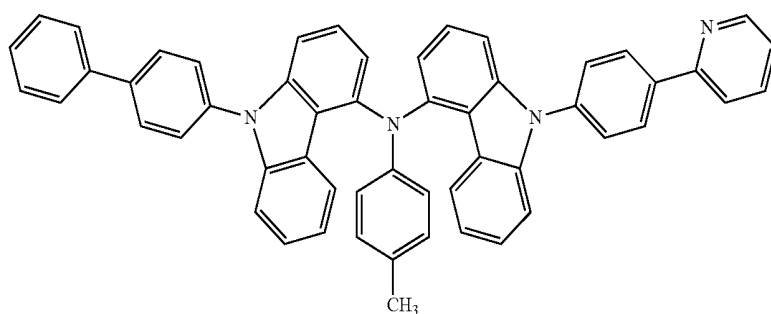
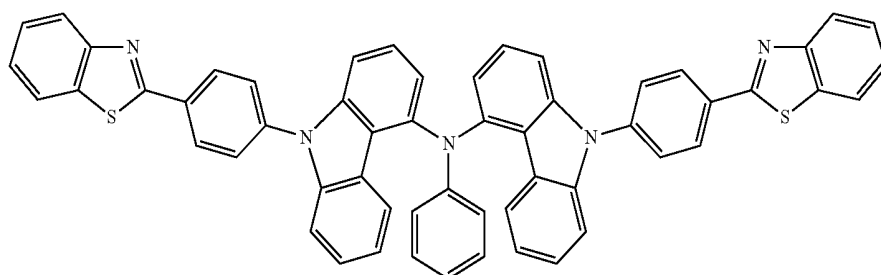
(B48)

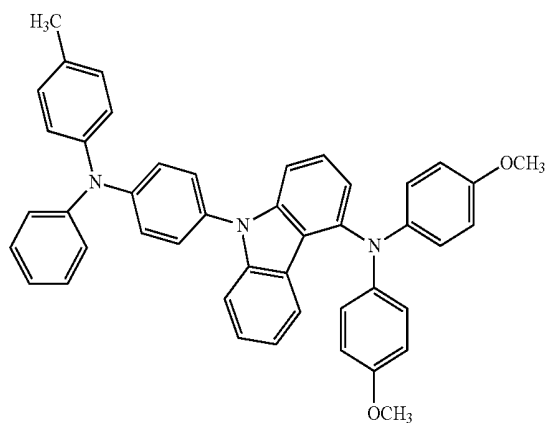
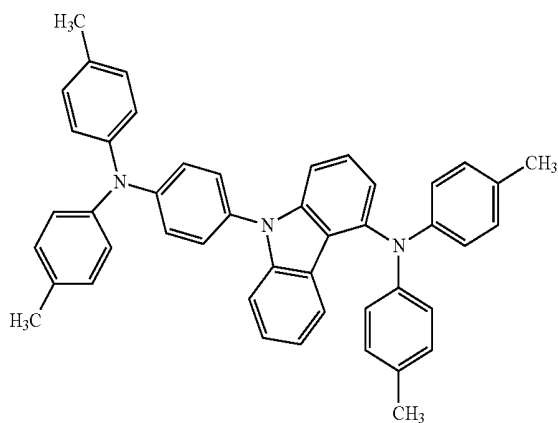
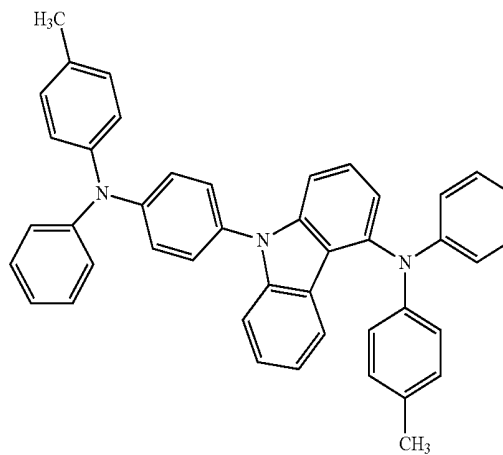
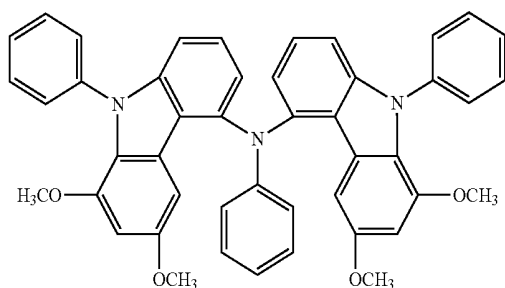
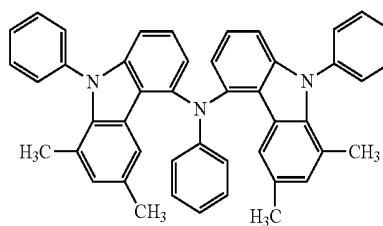
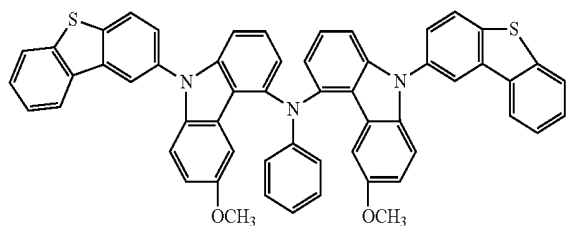
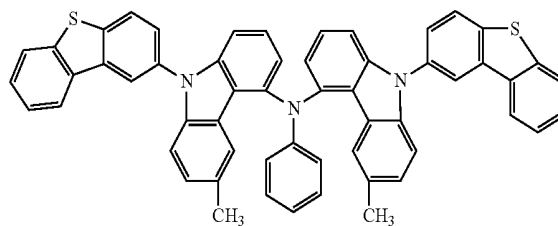
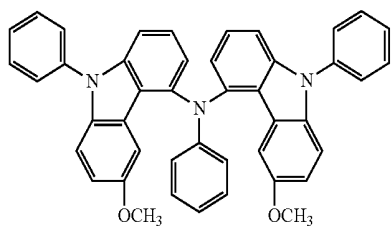
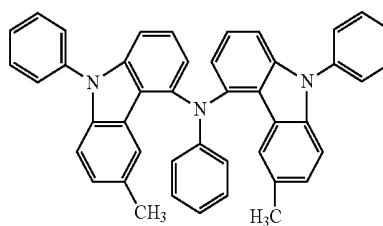
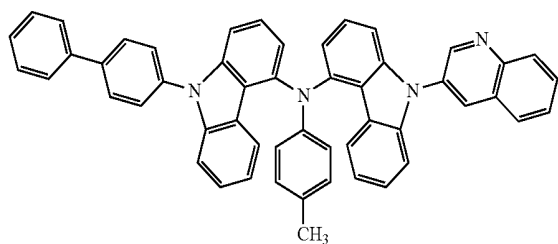


(B49)

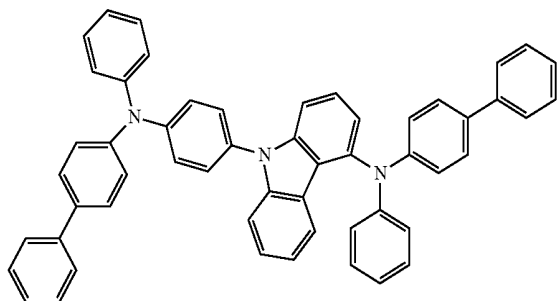


-continued

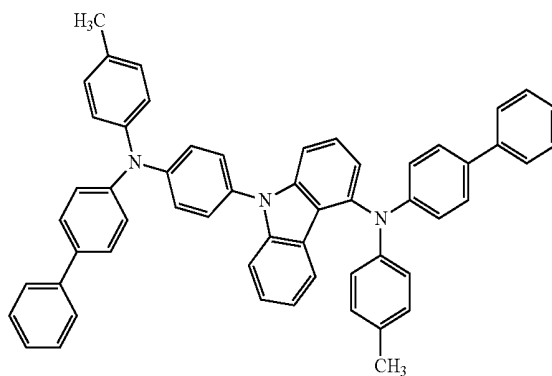


-continued  
(B57)

-continued  
(C4)

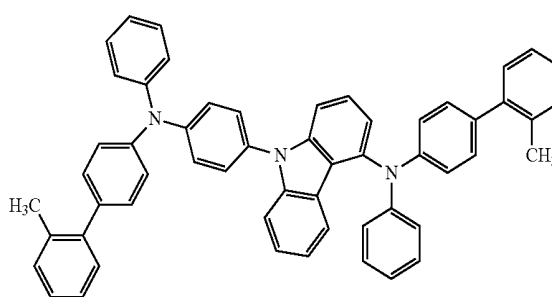
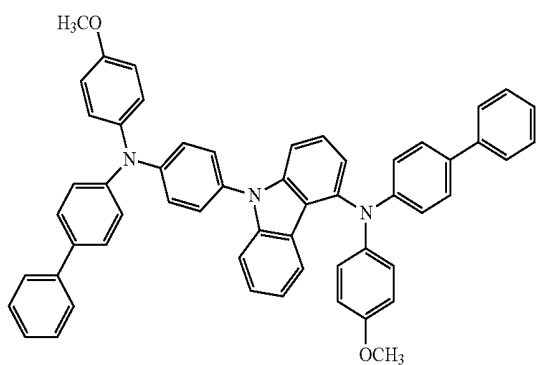


(C5)



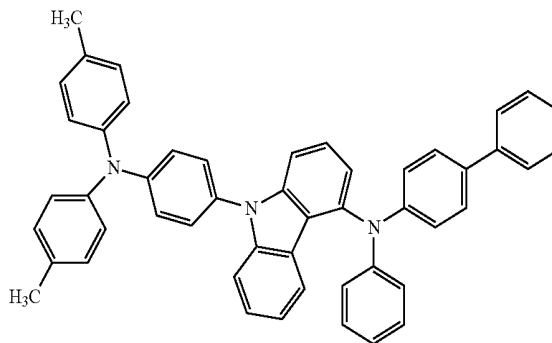
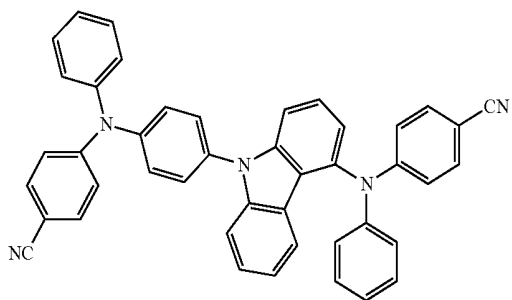
(C6)

(C7)



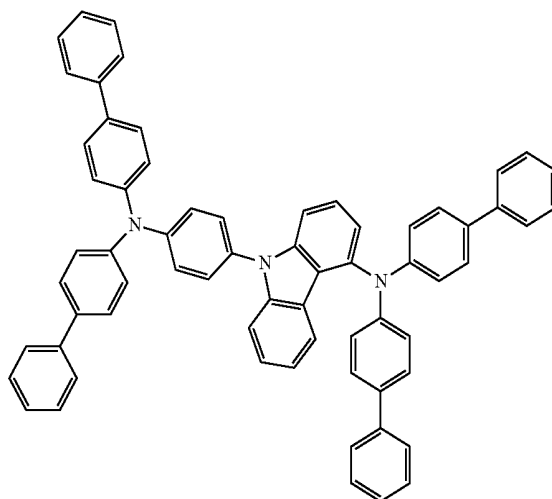
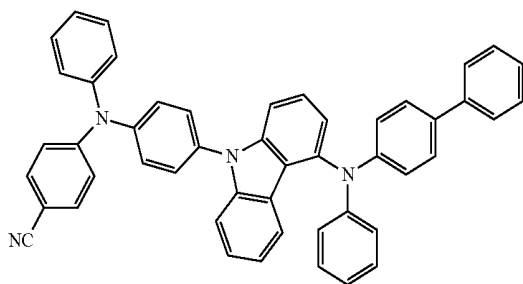
(C8)

(C9)



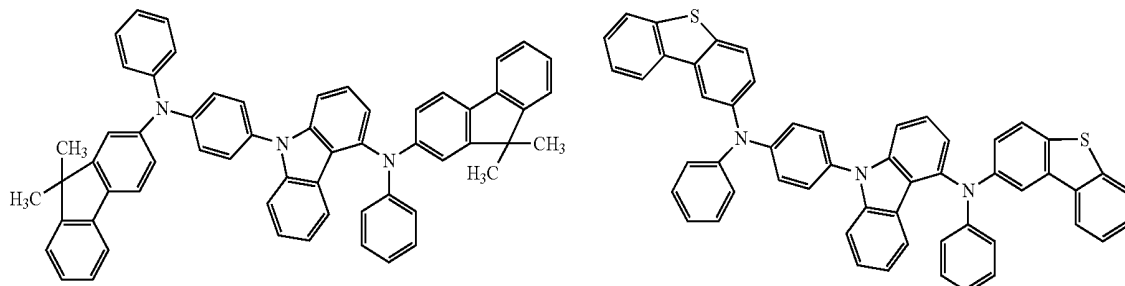
(C10)

(C11)

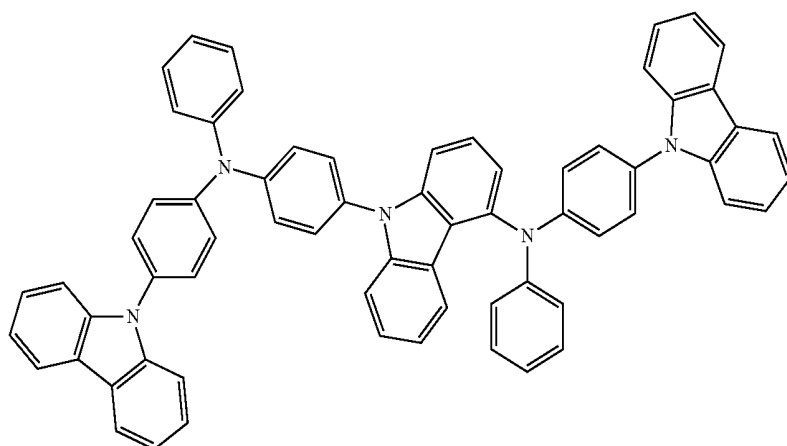


-continued  
(C12)

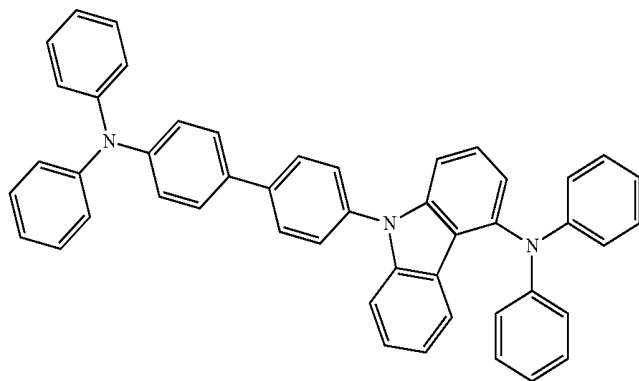
(C13)



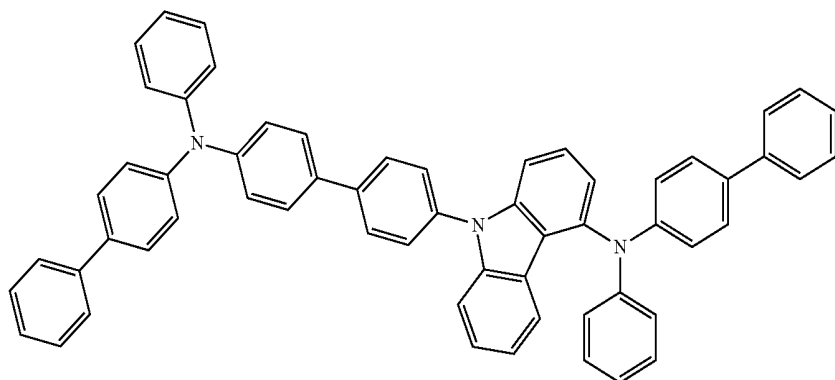
(C14)



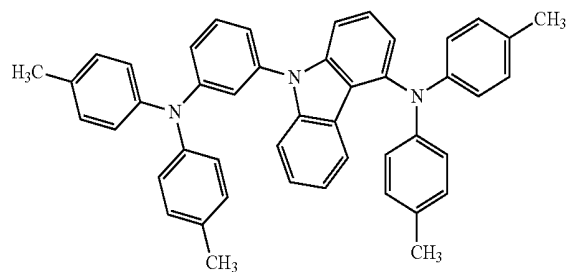
(C15)



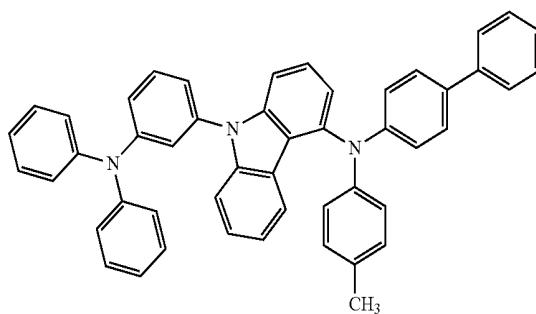
(C16)



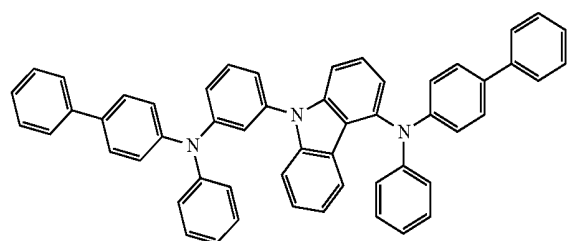
-continued  
(C17)



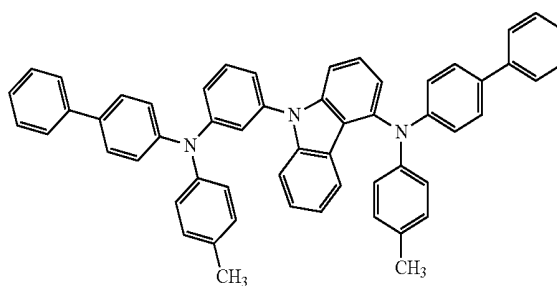
(C18)



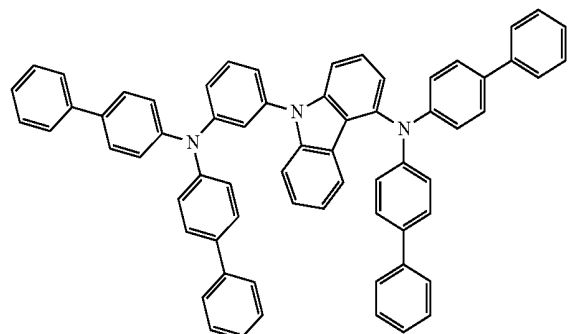
(C19)



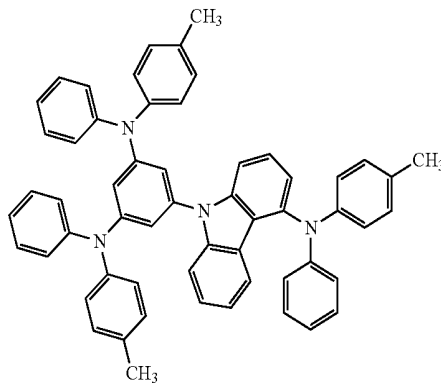
(C20)



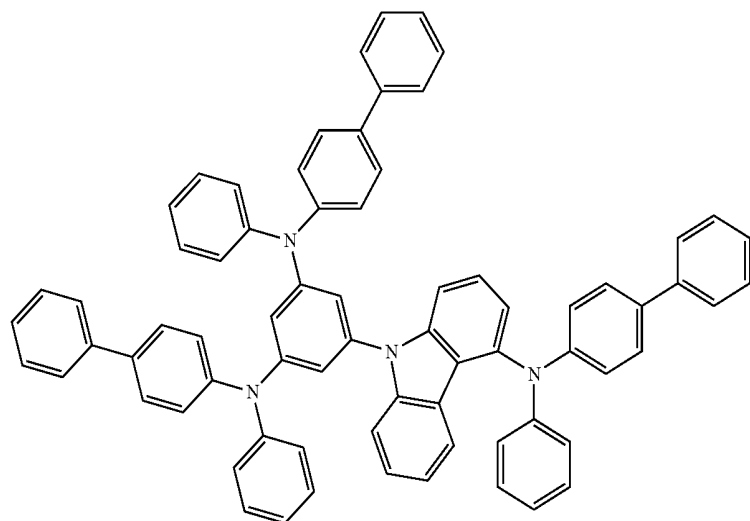
(C21)



(C22)

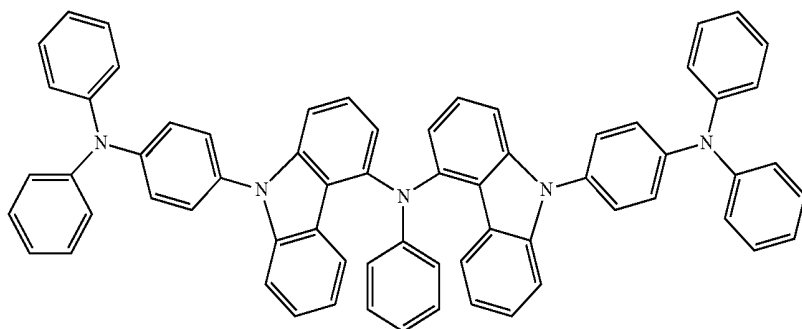


(C23)



-continued

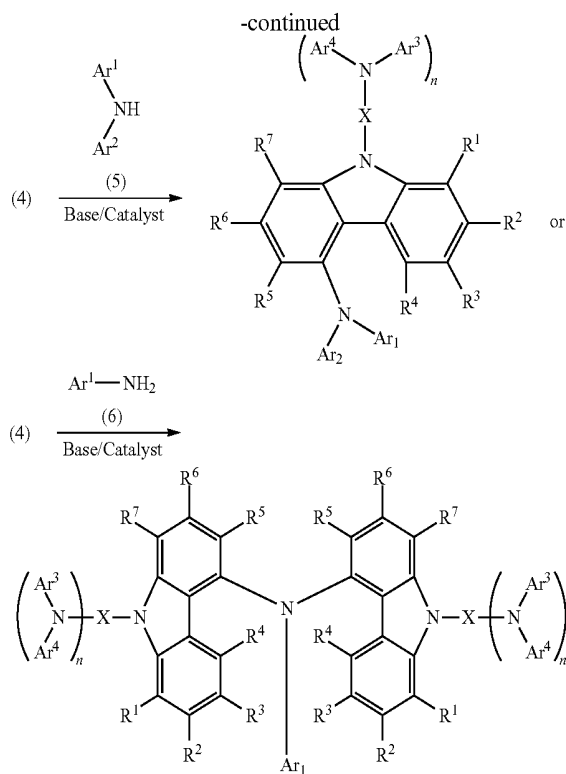
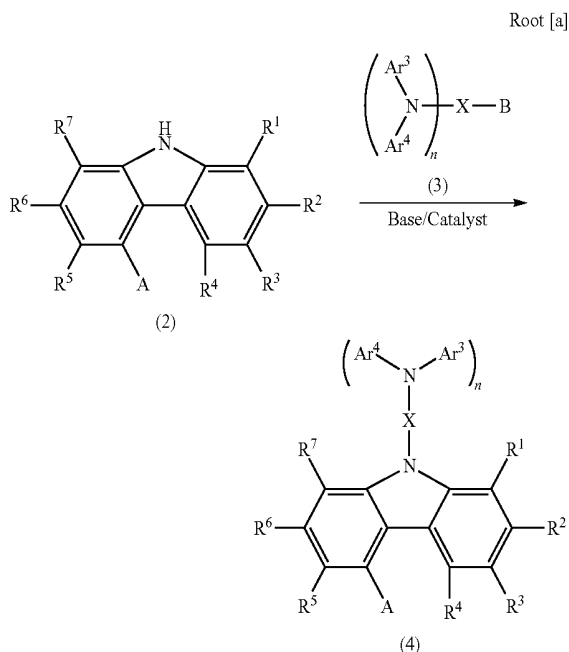
(C24)



[0111] The 4-aminocarbazole compound of formula (1) can be synthesized, for example, by a process analogous to the conventional process (Tetrahedron Letters, 1998, vol. 39, p 2367) using a 9H-carbazole compound having been halogenated at the 4-position. More specifically, the 4-aminocarbazole compound of formula (1) can be synthesized through root [a] and root [b] as described below.

[0112] Root [a]

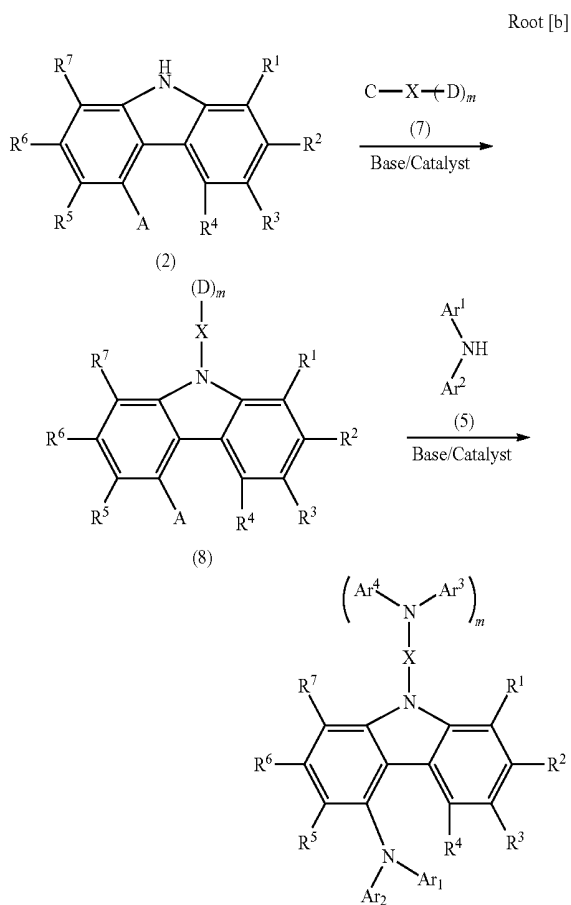
[0113] As illustrated by the reaction schemes, shown below, root [a] comprises the following steps. In a first step, a 9H-carbazole compound represented by the formula (2), which has been halogenated at the 4-position, is reacted with a compound represented by the formula (3) having a halogen atom in the presence of a base and a copper catalyst or a palladium catalyst to give a 4-halogenated-9-substituted carbazole compound represented by the formula (4). In a second step, the thus-obtained 4-halogenated-9-substituted carbazole compound of the formula (4) is reacted with a secondary amine compound represented by the formula (5) or a primary amine compound represented by the formula (6) in the presence of a base and a copper catalyst or a palladium catalyst.



[0114] In the formulas (2) through (6), Ar<sup>1</sup> through Ar<sup>4</sup>, R<sup>1</sup> through R<sup>7</sup>, X and n are the same as those which are defined above with regard to formula (1). A, B, C and D independently represent a halogen atom (iodine, bromine, chlorine or fluorine).

[0115] Root [b]

[0116] As illustrated by the reaction schemes, shown below, root [b] comprises the following steps. In a first step, a 9H-carbazole compound represented by the formula (2), which has been halogenated at the 4-position, is reacted with a halogenated compound represented by the formula (7) in the presence of a base and a copper catalyst or a palladium catalyst to give a carbazole compound represented by the formula (8), which has been halogenated at the 4-position and to which a substituent X having a halogen atom has been introduced at the 9-position. In a second step, the thus-obtained carbazole compound of the formula (8) is reacted with a secondary amine compound represented by the formula (5) in the presence of a base and a copper catalyst or a palladium catalyst.



[0117] In the formulas (2), (5), (7) and (8), Ar<sup>1</sup> through Ar<sup>4</sup>, R<sup>1</sup> through R<sup>7</sup> and X are the same as those which are defined above with regard to formula (1). A, B, C and D independently represent a halogen atom (iodine, bromine, chlorine or fluorine). m represents an integer of 0 to 2.

[0118] The process for synthesizing the 4-aminocarbazole compound of formula (1) according to the present invention is not limited to the processes including the above-mentioned root [a] and root [b], and synthesis processes including other roots can be adopted.

[0119] The 4-aminocarbazole compound of formula (1) according to the present invention can be used as a material constituting a hole injection layer, a hole transport layer and an emitting layer of an organic EL device.

[0120] More specifically, the 4-aminocarbazole compound of formula (1) can be used for an organic EL device having an emitting layer comprised of a phosphorescent luminous material or a fluorescent luminous material, preferably as a material forming at least one layer selected from a hole injection layer, a hole transport layer and an emitting layer of the organic EL device.

[0121] In the case when the 4-aminocarbazole compound of formula (1) is used for constituting a hole injection layer and/or a hole transport layer of an organic EL device, an emitting layer of the device can be formed from conventional phosphorescent or fluorescent luminous material. The emitting layer can be constituted with only a single kind of an emitting material or with a host material doped with at least one kind of emitting material.

[0122] When the 4-aminocarbazole compound of formula (1) is used for constituting a hole injection layer and/or a hole transport layer of an organic EL device, the hole injection layer and/or the hole transport layer can be formed from either the 4-aminocarbazole compound of formula (1) alone or a combination of the 4-aminocarbazole compound of formula (1) with at least one conventional electron-accepting material such as, for example, molybdenum oxide or other oxides, and 7,7,8,8-tetracyanoquinodimethane, 2,3,5,6-tetrafluoro-7,7,8,8-tetracyanoquinodimethane and hexacyanoazatriphenylene. When the 4-aminocarbazole compound of formula (1) is used as a combination thereof with a conventional electron-accepting material, the combination may be in the form of, either a single layer or, two or more laminated layers, at least one of which contains the 4-aminocarbazole compound.

[0123] The 4-aminocarbazole compound of formula (1) according to the present invention may also be used for an emitting layer of an organic EL device. When the 4-aminocarbazole compound of formula (1) is used for the emitting layer, the 4-aminocarbazole compound of formula (1) can be used either alone, or in a manner wherein a conventional emitting host material is doped with the 4-aminocarbazole compound of formula (1) or the 4-aminocarbazole compound of formula (1) is doped with a conventional emitting dopant.

[0124] The method for forming a hole injection layer, a hole transport layer or an emitting layer, which contains the 4-aminocarbazole compound of formula (1), can be any known method which includes, for example, a vacuum deposition method, a spin coating method and a casting method.

## EXAMPLES

[0125] The invention will now be described more specifically by the following examples, but the scope of the invention is by no means limited thereto.

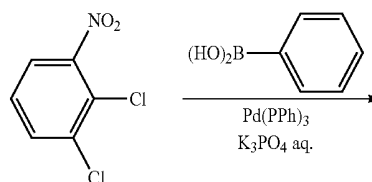
[0126] <sup>1</sup>H-NMR and <sup>13</sup>C-NMR measurements were carried out by using Gemini 200 NMR spectrometer system available from Varian, Inc.

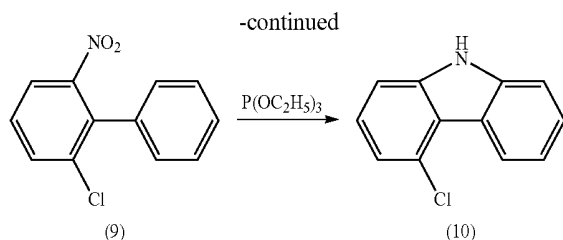
[0127] FDMS measurement was carried out by using mass spectrometer M-80B available from Hitachi Ltd. Triplet level was evaluated by using a F2500 type fluorescence spectrophotometer available from Hitachi High-Technologies Corporation.

[0128] Ionization potential was evaluated by cyclic voltammetry using HA-501 and HB-104 which are available from Hokuto Denko Co., Ltd.

[0129] Glass transition temperature was measured by using differential scanning calorimeter DSC-3100 available from Mac Science Co., Ltd. at a temperature elevating rate of 10° C./min.

[0130] Luminous characteristics of an organic EL device were evaluated by using LUMINANCEMETER BM-9 available from Topcon Co., Ltd., while a direct current is applied to the device.





### Synthesis Example 1

#### Synthesis of 2-nitro-6-chlorobiphenyl [formula (9)]

**[0131]** In a stream of nitrogen, a one-liter three-necked flask was charged with 75.0 g (390.6 mmol) of 2,3-dichloronitrobenzene, 47.6 g (390.6 mmol) of phenylboric acid, 9.0 g (7.8 mmol) of tetrakis(triphenylphosphine)palladium, 250 mL of tetrahydrofuran, and 518 g (976.5 mmol) of an aqueous tripotassium phosphate solution with 40 wt. % concentration. The mixture was heated under reflux for 8 hours. The reaction mixture was cooled to room temperature, and then separated into an aqueous phase and an organic phase. The organic phase was washed with an aqueous saturated ammonium chloride solution and then with an aqueous saturated sodium chloride solution. The washed organic phase was dried over anhydrous magnesium sulfate and then a solvent was distilled off under reduced pressure. The thus-obtained solid was recrystallized from ethanol to give 62.8 g of 2-nitro-6-chlorobiphenyl as a light yellow needle crystal (yield: 680).

**[0132]** The compound was identified by <sup>1</sup>H-NMR measurement and <sup>13</sup>C-NMR measurement.

**[0133]** <sup>1</sup>H-NMR (CDCl<sub>3</sub>); 7.66-7.74 (m, 2H), 7.41-7.45 (m, 4H), 7.22-7.27 (m, 2H)

**[0134]** <sup>13</sup>C-NMR (CDCl<sub>3</sub>); 135.71, 134.68, 133.91, 133.29, 128.91, 128.71, 128.68, 128.55, 128.46, 121.96

### Synthesis Example 2

#### Synthesis of 4-chlorocarbazole [formula (10)]

**[0135]** In a stream of nitrogen, a 500 mL egg-plant flask was charged with 60.0 g (257.4 mmol) of 2-nitro-6-chlorobiphenyl, obtained in Synthesis Example 1. The content was heated to 140° C., and 106 g of triethyl phosphite was dropwise added over 2 hours. After the dropwise addition, the content was further heated at 140° C. for 2 hours. Then triethyl phosphite was distilled off under reduced pressure. Toluene was added to the residue, and the thus-deposited solid was filtered. The thus-obtained crude product was purified by silica gel column chromatography using toluene as a developing solvent to give 18.9 g (93.72 mmol) of 4-chlorocarbazole as a white powder (yield: 36%).

**[0136]** The compound was identified by <sup>1</sup>H-NMR measurement and <sup>13</sup>C-NMR measurement.

**[0137]** <sup>1</sup>H-NMR (Acetone-d<sub>6</sub>); 10.71 (br-s, 1H), 8.52 (d, 1H), 7.15-7.59 (m, 6H)

**[0138]** <sup>13</sup>C-NMR (Acetone-d<sub>6</sub>); 141.80, 140.71, 128.37, 126.76, 126.61, 122.99, 122.33, 120.57, 119.88, 119.75, 111.45, 110.15

### Synthesis Example 3

#### Synthesis of 4-chloro-9-(4-biphenyl)carbazole

**[0139]** In a stream of nitrogen, a 200 mL three-necked flask was charged with 10.0 g (49.5 mmol) of 4-chlorocarbazole, obtained in Synthesis Example 2, 11.6 g (52.0 mmol) of 4-bromobiphenyl, 9.5 g (69.4 mmol) of potassium carbonate, 100 mL of o-xylene, 111 mg (0.49 mmol) of palladium acetate and 349 mg (1.73 mmol) of tri(tert-butyl)phosphine. The content was stirred at 130° C. for 14 hours. The reaction mixture was cooled to room temperature, and then 50 mL of pure water was added to separate an organic phase. The organic phase was washed with pure water and then with an aqueous saturated sodium chloride solution. The washed organic phase was dried over anhydrous magnesium sulfate, and then the solvent was distilled off under reduced pressure. The thus-obtained powder was washed with ethanol to give 12.5 g (35.4 mmol) of 4-chloro-9-(4-biphenyl)carbazole as a light brown powder (yield: 71%).

**[0140]** The compound was identified by <sup>1</sup>H-NMR measurement and <sup>13</sup>C-NMR measurement.

**[0141]** <sup>1</sup>H-NMR (CDCl<sub>3</sub>); 8.68 (d, 1H), 7.80 (d, 2H), 7.67 (d, 2H), 7.22-7.59 (m, 11H)

**[0142]** <sup>13</sup>C-NMR (CDCl<sub>3</sub>); 142.04, 141.05, 140.83, 140.08, 136.29, 128.97, 128.79, 128.58, 127.74, 127.61, 127.14, 126.48, 126.13, 123.13, 122.32, 120.75, 120.62, 120.33, 109.65, 108.20

### Synthesis Example 4

#### Synthesis of 4-chloro-9-(3-quinolyl)carbazole

**[0143]** In a stream of nitrogen, a 100 mL three-necked flask was charged with 5.0 g (24.7 mmol) of 4-chlorocarbazole, obtained in Synthesis Example 2, 5.1 g (24.7 mmol) of 3-bromoquinoline, 4.7 g (34.7 mmol) of potassium carbonate, 25 mL of o-xylene, 276 mg (1.23 mmol) of palladium acetate and 869 mg (4.3 mmol) of tri(tert-butyl)phosphine. The content was stirred at 140° C. for 24 hours. The reaction mixture was cooled to room temperature, and then 20 mL of pure water was added to separate an organic phase. The organic phase was washed with pure water and then with an aqueous saturated sodium chloride solution. The washed organic phase was dried over anhydrous magnesium sulfate, and then the solvent was distilled off under reduced pressure. The thus-obtained residue was purified by silica gel column chromatography using a mixed solvent (toluene/hexane=3/1 by volume) as a developing solvent to give 4.6 g (14.0 mmol) of 4-chloro-9-(3-quinolyl)carbazole as a brown glassy solid (yield: 56%).

**[0144]** The compound was identified by <sup>1</sup>H-NMR measurement and <sup>13</sup>C-NMR measurement.

**[0145]** <sup>1</sup>H-NMR (CDCl<sub>3</sub>); 9.09 (s, 1H), 8.70 (d, 1H), 8.31 (s, 1H), 8.26 (d, 1H), 7.90 (d, 1H), 7.82 (d, 1H), 7.66 (t, 1H), 7.22-7.51 (m, 6H)

**[0146]** <sup>13</sup>C-NMR (CDCl<sub>3</sub>); 183.45, 149.59, 147.23, 142.06, 141.07, 133.38, 130.84, 130.27, 129.59, 129.02, 128.18, 127.78, 126.83, 126.48, 123.35, 122.61, 121.41, 120.95, 109.16, 107.73

### Synthesis Example 5

#### Synthesis of 4-chloro-9-(2-benzothienyl)carbazole

**[0147]** In a stream of nitrogen, a 50 mL three-necked flask was charged with 2.6 g (12.9 mmol) of 4-chlorocarbazole,

obtained in Synthesis Example 2, 3.4 g (12.9 mmol) of 2-bromodibenzothiophene, 3.5 g (25.9 mmol) of potassium carbonate, 13 mL of *o*-xylene, 29 mg (0.12 mmol) of palladium acetate and 91 mg (0.45 mmol) of tri(*tert*-butyl)phosphine. The content was stirred at 140° C. for 18 hours. The reaction mixture was cooled to room temperature, and then 10 mL of pure water was added to separate an organic phase. The organic phase was washed with pure water and then with an aqueous saturated sodium chloride solution. The washed organic phase was dried over anhydrous magnesium sulfate, and then the solvent was distilled off under reduced pressure. The thus-obtained residue was purified by silica gel column chromatography using a mixed solvent (toluene/hexane=1/2 by volume) as a developing solvent to give 3.5 g (9.1 mmol) of 4-chloro-9-(2-benzothiophenyl)carbazole as a brown glass-like solid (yield: 70%).

**[0148]** The compound was identified by <sup>1</sup>H-NMR measurement.

**[0149]** <sup>1</sup>H-NMR (CDCl<sub>3</sub>); 8.71 (d, 1H), 8.27 (d, 1H), 8.04-8.16 (m, 3H), 7.83-7.94 (m, 2H), 7.25-7.61 (m, 7H)

#### Synthesis Example 6

##### Synthesis of 4-chloro-9-[4-(2-pyridyl)phenyl]carbazole

**[0150]** In a stream of nitrogen, a 100 mL three-necked flask was charged with 5.0 g (24.7 mmol) of 4-chlorocarbazole, obtained in Synthesis Example 2, 6.0 g (26.0 mmol) of 4-(2-pyridyl)bromobenzene, 4.7 g (34.7 mmol) of potassium carbonate, 25 mL of *o*-xylene, 55 mg (0.24 mmol) of palladium acetate and 174 mg (0.86 mmol) of tri(*tert*-butyl)phosphine. The content was stirred at 140° C. for 14 hours. The reaction mixture was cooled to room temperature, and then 20 mL of pure water was added to separate an organic phase. The organic phase was washed with water and then with an aqueous saturated sodium chloride solution. The washed organic phase was dried over anhydrous magnesium sulfate, and then the solvent was distilled off under reduced pressure. The thus-obtained residue was purified by silica gel column chromatography using a mixed solvent (toluene/hexane=2/1 by volume) as a developing solvent to give 4.5 g (12.7 mmol) of 4-chloro-9-[4-(2-pyridyl)phenyl]carbazole as a brown glassy solid (yield: 51%).

**[0151]** The compound was identified by <sup>1</sup>H-NMR measurement and <sup>13</sup>C-NMR measurement.

**[0152]** <sup>1</sup>H-NMR (CDCl<sub>3</sub>); 8.66-8.75 (m, 2H) 8.20 (d, 2H), 7.77 (d, 2H), 7.61 (d, 2H), 7.22-7.46 (m, 7H)

**[0153]** <sup>13</sup>C-NMR (CDCl<sub>3</sub>); 156.33, 149.84, 141.92, 140.93, 138.93, 137.76, 136.92, 128.79, 128.49, 127.50, 126.53, 126.19, 123.15, 122.50, 122.39, 120.86, 120.69, 120.56, 120.42, 109.65, 108.20

#### Synthesis Example 7

##### Synthesis of 4-chloro-9-(4-chlorophenyl)carbazole

**[0154]** In a stream of nitrogen, a 100 mL three-necked flask was charged with 5.0 g (24.7 mmol) of 4-chlorocarbazole, obtained in Synthesis Example 2, 5.1 g (27.2 mmol) of *p*-bromochlorobenzene, 4.7 g (34.7 mmol) of potassium carbonate, 50 mL of *o*-xylene, 55 mg (0.24 mmol) of palladium acetate and 174 mg (0.86 mmol) of tri(*tert*-butyl)phosphine. The content was stirred at 130° C. for 24 hours. The reaction mixture was cooled to room temperature, and then 30 mL of pure water was added to separate an organic phase. The

organic phase was washed with water and then with an aqueous saturated sodium chloride solution. The washed organic phase was dried over anhydrous magnesium sulfate, and then the solvent was distilled off under reduced pressure. The thus-obtained residue was purified by silica gel column chromatography using hexane as a developing solvent to give 4.4 g (14.1 mmol) of 4-chloro-9-(4-chlorophenyl)carbazole as a white solid (yield: 56%).

**[0155]** The compound was identified by <sup>1</sup>H-NMR measurement and <sup>13</sup>C-NMR measurement.

**[0156]** <sup>1</sup>H-NMR (CDCl<sub>3</sub>); 8.64 (d, 1H), 7.53 (d, 2H), 7.15-7.45 (m, 8H)

**[0157]** <sup>13</sup>C-NMR (CDCl<sub>3</sub>); 141.86, 140.87, 135.73, 133.62, 130.25, 128.88, 128.69, 126.61, 126.26, 123.20, 122.38, 120.98, 120.69, 120.56, 109.36, 107.93

#### Synthesis Example 8

##### Synthesis of 4-chloro-9-phenylcarbazole

**[0158]** In a stream of nitrogen, a 200 mL three-necked flask was charged with 17.0 g (84.3 mmol) of 4-chlorocarbazole, obtained in Synthesis Example 2, 15.8 g (101.1 mmol) of bromobenzene, 19.5 g (141.6 mmol) of potassium carbonate, 85 mL of *o*-xylene, 227 mg (1.0 mmol) of palladium acetate and 714 mg (3.5 mmol) of tri(*tert*-butyl)phosphine. The content was stirred at 130° C. for 24 hours. The reaction mixture was cooled to room temperature, and then 60 mL of pure water was added to separate an organic phase. The organic phase was washed with pure water and then with an aqueous saturated sodium chloride solution. The washed organic phase was dried over anhydrous magnesium sulfate, and then the solvent was distilled off under reduced pressure. The thus-obtained residue was purified by silica gel column chromatography using hexane as a developing solvent to give 14.3 g (51.6 mmol) of 4-chloro-9-phenylcarbazole as a colorless oily material (yield: 61%).

**[0159]** The compound was identified by <sup>1</sup>H-NMR measurement and <sup>13</sup>C-NMR measurement.

**[0160]** <sup>1</sup>H-NMR (CDCl<sub>3</sub>); 8.67 (d, 1H), 7.23-7.65 (m, 11H)

**[0161]** <sup>13</sup>C-NMR (CDCl<sub>3</sub>); 142.04, 141.05, 137.15, 129.94, 128.73, 127.93, 127.39, 126.41, 126.06, 123.07, 122.21, 120.64, 120.51, 120.23, 109.56, 108.11

#### Synthesis Example 9

##### Synthesis of 4-chloro-9-(4,6-diphenyl-1,3,5-triazin-2-yl)carbazole

**[0162]** In a stream of nitrogen, a 100 mL three-necked flask was charged with 0.53 g (13.4 mmol) of sodium hydride (oily, 60%). 15 mL of dehydrated dimethylformamide was added to the content, and the mixture was stirred. To the thus-obtained slurry, a solution of 2.2 g (11.2 mmol) of 4-chlorocarbazole in 15 mL of dehydrated dimethylformamide was dropwise added, and the mixture was stirred for 30 minutes. To the thus-obtained reaction mixture, a solution of 3.0 g (11.2 mmol) of 2-chloro-4,6-diphenyl-1,3,5-triazine in 40 mL of dehydrated dimethylformamide was dropwise added. The reaction mixture was stirred at room temperature for 2 hours, and, 10 mL of methanol and then 100 mL of pure water were added to terminate the reaction. A white powder deposited upon the addition of pure water was collected, and washed with pure water and then with ethanol. The thus-obtained powder was recrystallized from *o*-xylene to give 3.1 g (7.2

mmol) of 4-chloro-9-(4,6-diphenyl-1,3,5-triazin-2-yl)carbazole as a white crystal (yield: 64%).

**[0163]** The compound was identified by <sup>1</sup>H-NMR measurement.

**[0164]** <sup>1</sup>H-NMR (CDCl<sub>3</sub>); 8.72 (d, 1H), 8.71 (d, 4H), 7.91-8.01 (m, 2H), 7.37-7.65 (m, 10H)

#### Synthesis Example 10

##### Synthesis of 4-chloro-6-phenyl-9-(4-biphenyl)carbazole

**[0165]** In a stream of nitrogen, a 50 mL three-necked flask was charged with 1.8 g (5.2 mmol) of 4-chloro-9-(4-biphenyl)carbazole, obtained in Synthesis Example 3. Then, 10 mL of dimethylformamide and 0.93 g (5.2 mmol) of N-bromosuccinimide were added to the content. The mixture was stirred at room temperature for 2 hours, and then 10 mL of pure water was added to the reaction mixture. The thus-deposited white powder was collected by filtration. Then the white powder was washed with pure water and with methanol, and then dried under reduced pressure to give a white powdery product. The white powdery product was a mixture comprised of 4-chloro-9-(4-biphenyl)carbazole (i.e., the raw material), 4-chloro-6-bromo-9-(4-biphenyl)carbazole and 4-chloro-3,6-dibromo-9-(4-biphenyl)carbazole. The purity of 4-chloro-6-bromo-9-(4-biphenyl)carbazole was 72%.

**[0166]** In a stream of nitrogen, a 10 mL three-necked flask was charged with 0.90 g of the above-mentioned mixture, and further with 0.26 g (2.1 mmol) of phenylboric acid, 0.11 g (0.09 mmol) of tetrakis(triphenylphosphine)palladium, 5 mL of tetrahydrofuran, and 2.5 g (4.8 mmol) of an aqueous potassium carbonate solution with a 20 wt. % concentration. The content was heated under reflux for 14 hours. The reaction mixture was cooled to room temperature, and then separated into an organic phase and an aqueous phase. The organic phase was washed with pure water and then with an aqueous saturated sodium chloride solution. The washed organic phase was dried over anhydrous magnesium sulfate, and then the solvent was distilled off under reduced pressure. The thus-obtained residue was purified by silica gel column chromatography using hexane as a developing solvent to give 0.51 g (1.0 mmol) of 4-chloro-6-phenyl-9-(4-biphenyl)carbazole as a white powder (yield: 19%).

**[0167]** The compound was identified by <sup>1</sup>H-NMR measurement.

**[0168]** <sup>1</sup>H-NMR (CDCl<sub>3</sub>); 8.39 (s, 1H), 7.23-7.82 (m, 19H)

#### Synthesis Example 11

##### Synthesis of N-(4-bromophenyl)-N-biphenylamine

**[0169]** In a stream of nitrogen, a 100 mL three-necked flask was charged with 15.0 g (61.1 mmol) of N-phenyl-N-biphenylamine. 100 mL of dimethylformamide and 10.8 g (61.1 mmol) of N-bromosuccinimide were added to the content, and the mixture was stirred at room temperature for 2 hours. To the thus-obtained reaction mixture, 10 mL of toluene and then 10 mL of pure water were added, and the reaction mixture was separated into an organic phase and an aqueous phase. The organic phase was washed with pure water and then with an aqueous saturated sodium chloride solution. The washed organic phase was dried over anhydrous magnesium sulfate, and then, the solvent was distilled off under reduced pressure. The thus-obtained solid was recrystallized from

toluene to give 13.4 g (41.4 mmol) of N-(4-bromophenyl)-N-biphenylamine as a grey powder (yield: 67%).

**[0170]** The compound was identified by <sup>1</sup>H-NMR measurement and <sup>13</sup>C-NMR measurement.

**[0171]** <sup>1</sup>H-NMR (Acetone-d<sub>6</sub>); 7.55-7.64 (m, 5H), 7.27-7.45 (m, 5H), 7.21 (d, 2H), 7.11 (d, 2H)

**[0172]** <sup>13</sup>C-NMR (Acetone-d<sub>6</sub>); 143.18, 142.61, 140.76, 133.40, 132.08, 128.88, 127.74126.62, 126.26, 118.90, 118.05, 111.33

#### Synthesis Example 12

##### Synthesis of N-biphenyl-N-(m-terphenyl)amine

**[0173]** In a stream of nitrogen, a 300 mL three-necked flask was charged with 12.0 g (37.1 mmol) of N-(4-bromophenyl)-N-biphenylamine, obtained in Synthesis Example 11, 7.7 g (38.9 mmol) of 3-biphenylboric acid, 2.1 g (1.8 mmol) of tetrakis(triphenylphosphine)palladium, 60 mL of toluene, 10 mL of ethanol, and 49 g (92.8 mmol) of an aqueous tripotassium phosphate solution with a 40 wt. % concentration. The content was heated under reflux for 5 hours. The reaction mixture was cooled to room temperature, and then separated into an organic phase and an aqueous phase. The organic phase was washed with pure water and then with an aqueous saturated sodium chloride solution. The washed organic phase was dried over anhydrous magnesium sulfate, and then the solvent was distilled off under reduced pressure. The thus-obtained residue was purified by silica gel column chromatography using a mixed solvent (toluene/hexane=1/1 by volume) as a developing solvent to give 10.2 g (25.6 mmol) of N-biphenyl-N-(m-terphenyl)amine as a light yellow powder (yield: 69%).

**[0174]** The compound was identified by <sup>1</sup>H-NMR measurement and <sup>13</sup>C-NMR measurement.

**[0175]** <sup>1</sup>H-NMR (Acetone-d<sub>6</sub>); 7.89 (s, 1H), 7.37-7.73 (m, 17H), 7.26-7.32 (m, 5H)

**[0176]** <sup>13</sup>C-NMR (Acetone-d<sub>6</sub>); 143.29, 143.09, 141.68, 141.53, 140.85, 132.93, 132.78, 129.43, 128.91, 128.84, 127.91, 127.70, 127.45, 127.12, 126.51, 126.20, 125.29, 125.18, 124.92, 117.73, 117.65, 117.59

#### Synthesis Example 13

##### Synthesis of N-biphenyl-N-[4-(4-dibenzothiényl)phenyl]amine

**[0177]** In a stream of nitrogen, a 300 mL three-necked flask was charged with 7.0 g (21.6 mmol) of N-(4-bromophenyl)-N-biphenylamine, obtained in Synthesis Example 11, 5.9 g (25.9 mmol) of dibenzothiophene-4-boric acid, 1.2 g (1.0 mmol) of tetrakis(triphenylphosphine)palladium, 35 mL of toluene, 5 mL of ethanol, and 28 g (54.1 mmol) of an aqueous tripotassium phosphate solution with a 40 wt. % concentration. The content was heated under reflux for 3 hours. The reaction mixture was cooled to room temperature, and then separated into an organic phase and an aqueous phase. The organic phase was washed with pure water and then with an aqueous saturated sodium chloride solution. The washed organic phase was dried over anhydrous magnesium sulfate, and then the solvent was distilled off under reduced pressure. The thus-obtained residue was purified by silica gel column chromatography using a mixed solvent (toluene/hexane=1/1 by volume) as a developing solvent to give 5.2 g (12.1 mmol) of N-biphenyl-N-[4-(4-dibenzothiényl)phenyl]amine as a light yellow powder (yield: 56%).

**[0178]** The compound was identified by  $^1\text{H-NMR}$  measurement and  $^{13}\text{C-NMR}$  measurement.

**[0179]**  $^1\text{H-NMR}$  (Acetone- $d_6$ ); 8.22-8.32 (m, 2H), 7.90-7.95 (m, 1H), 7.77 (s, 1H), 7.27-7.70 (m, 17H)

**[0180]**  $^{13}\text{C-NMR}$  (Acetone- $d_6$ ); 143.78, 142.81, 140.82, 139.41, 137.98, 137.03, 136.37, 135.98, 133.22, 132.15, 129.17, 128.88, 127.76, 127.08, 126.66, 126.59, 126.26, 125.58, 124.70, 122.72, 122.01, 120.20, 118.09, 117.19

#### Example 1

##### Synthesis of Compound A5

**[0181]** In a stream of nitrogen, a 100 mL three-necked flask was charged with 3.5 g (9.9 mmol) of 4-chloro-9-(4-biphenyl)-carbazole, obtained in Synthesis Example 3, 2.4 g (9.9 mmol) of N-phenyl-N-biphenylamine, 1.3 g (13.8 mmol) of sodium tert-butoxide, 35 mL of o-xylene, 22 mg (0.09 mmol) of palladium acetate and 69 mg (0.34 mmol) of tri(tert-butyl)phosphine. The content was stirred at 140° C. for 12 hours. The reaction mixture was cooled to room temperature, and then 25 mL of pure water was added and stirred. The mixture was separated into an organic phase and an aqueous phase. The organic phase was washed with pure water and then with an aqueous saturated sodium chloride solution. The washed organic phase was dried over anhydrous magnesium sulfate, and then the solvent was distilled off under reduced pressure. The thus-obtained residue was purified by silica gel column chromatography using a mixed solvent (toluene/hexane=1/2 by volume) as a developing solvent to give 3.4 g (6.0 mmol) of compound A5 as a white glassy solid (yield: 60%).

**[0182]** The compound was identified by FDMS,  $^1\text{H-NMR}$  measurement and  $^{13}\text{C-NMR}$  measurement.

**[0183]** FDMS: 562

**[0184]**  $^1\text{H-NMR}$  ( $\text{CDCl}_3$ ); 7.89 (d, 1H), 7.80 (d, 2H), 7.61-7.70 (m, 3H), 7.21-7.55 (m, 22H), 6.99-7.10 (m, 2H)

**[0185]**  $^{13}\text{C-NMR}$  ( $\text{CDCl}_3$ ); 146.71, 142.79, 141.02, 140.93, 140.71, 140.60, 140.19, 136.68, 134.50, 129.01, 128.71, 128.57, 127.82, 127.71, 127.17, 126.99, 126.68, 126.59, 125.93, 123.16, 122.03, 121.66, 121.31, 120.78, 120.31, 109.39, 107.69

#### Example 2

##### Synthesis of Compound A8

**[0186]** In a stream of nitrogen, a 100 mL three-necked flask was charged with 3.5 g (9.9 mmol) of 4-chloro-9-(4-biphenyl)-carbazole, obtained in Synthesis Example 3, 3.1 g (9.9 mmol) of N,N-bis(4-biphenyl)amine, 1.3 g (13.8 mmol) of sodium tert-butoxide, 35 mL of o-xylene, 22 mg (0.09 mmol) of palladium acetate and 69 mg (0.34 mmol) of tri(tert-butyl)phosphine. The content was stirred at 140° C. for 12 hours. The reaction mixture was cooled to room temperature, and then 20 mL of pure water was added and stirred. The mixture was separated into an organic phase and an aqueous phase. The organic phase was washed with pure water and then with an aqueous saturated sodium chloride solution. The washed organic phase was dried over anhydrous magnesium sulfate, and then the solvent was distilled off under reduced pressure. The thus-obtained residue was purified by silica gel column chromatography using a mixed solvent (toluene/hexane=1/2 by volume) as a developing solvent to give 3.4 g (5.3 mmol) of compound A8 as a light yellow glassy solid (yield: 53%).

**[0187]** The compound was identified by FDMS,  $^1\text{H-NMR}$  measurement and  $^{13}\text{C-NMR}$  measurement.

**[0188]** FDMS: 638

**[0189]**  $^1\text{H-NMR}$  ( $\text{CDCl}_3$ ); 7.88 (d, 1H), 7.81 (d, 2H), 7.66 (t, 4H), 7.20-7.56 (m, 25H), 6.99-7.10 (m, 2H)

**[0190]**  $^{13}\text{C-NMR}$  ( $\text{CDCl}_3$ ); 146.49, 142.57, 140.81, 140.72, 140.50, 140.39, 139.99, 136.47, 134.29, 128.78, 128.49, 128.36, 127.61, 127.50, 126.97, 126.77, 126.46, 126.38, 125.71, 122.96, 121.81, 121.46, 121.11, 120.58, 120.08, 109.19, 107.49

#### Example 3

##### Synthesis of Compound A15

**[0191]** In a stream of nitrogen, a 50 mL three-necked flask was charged with 4.6 g (13.0 mmol) of 4-chloro-9-(4-biphenyl)-carbazole, obtained in Synthesis Example 3, 4.2 g (14.3 mmol) of N-(p-tolyl)N-(9,9'-dimethylfluoren-2-yl)amine, 1.7 g (18.2 mmol) of sodium tert-butoxide, 25 mL of o-xylene, 58 mg (0.26 mmol) of palladium acetate and 184 mg (0.91 mmol) of tri(tert-butyl)phosphine. The content was stirred at 140° C. for 10 hours. The reaction mixture was cooled to room temperature, and then 20 mL of pure water was added and stirred. The reaction mixture was separated into an organic phase and an aqueous phase. The organic phase was washed with pure water and then with an aqueous saturated sodium chloride solution. The washed organic phase was dried over anhydrous magnesium sulfate, and then the solvent was distilled off under reduced pressure. The thus-obtained residue was purified by silica gel column chromatography using a mixed solvent (toluene/hexane=1/2 by volume) as a developing solvent to give 6.0 g (9.9 mmol) of compound A15 as a light yellow glassy solid (yield: 75%).

**[0192]** The compound was identified by FDMS and  $^1\text{H-NMR}$  measurement.

**[0193]** FDMS: 616

**[0194]**  $^1\text{H-NMR}$  ( $\text{CDCl}_3$ ); 7.84 (d, 1H), 6.99-7.68 (m, 26H), 2.26 (s, 3H), 1.39 (s, 6H)

#### Example 4

##### Synthesis of Compound A278

**[0195]** In a stream of nitrogen, a 50 mL three-necked flask was charged with 4.0 g (11.3 mmol) of 4-chloro-9-(4-biphenyl)-carbazole, obtained in Synthesis Example 3, 3.2 g (12.4 mmol) of N-(2-dibenzofuranyl)-N-phenylamine, 1.5 g (15.8 mmol) of sodium tert-butoxide, 20 mL of o-xylene, 50 mg (0.22 mmol) of palladium acetate and 155 mg (0.77 mmol) of tri(tert-butyl)phosphine. The content was stirred at 140° C. for 12 hours. The reaction mixture was cooled to room temperature, and then 15 mL of pure water was added and stirred. The reaction mixture was separated into an organic phase and an aqueous phase. The organic phase was washed with pure water and then with an aqueous saturated sodium chloride solution. The washed organic phase was dried over anhydrous magnesium sulfate, and then the solvent was distilled off under reduced pressure. The thus-obtained residue was purified by silica gel column chromatography using a mixed solvent (toluene/hexane=1/2 by volume) as a developing solvent to give 4.6 g (8.0 mmol) of compound A278 as a white glassy solid (yield: 71%).

**[0196]** The compound was identified by FDMS.

**[0197]** FDMS: 576

## Example 5

## Synthesis of Compound A286

[0198] In a stream of nitrogen, a 50 mL three-necked flask was charged with 0.48 g (1.7 mmol) of 4-chloro-9-phenylcarbazole, obtained in Synthesis Example 8, 0.70 g (1.7 mmol) of N-biphenyl-N-(m-terphenyl)amine, obtained in Synthesis Example 12, 0.23 g (2.4 mmol) of sodium tert-butoxide, 10 mL of o-xylene, 8 mg (0.03 mmol) of palladium acetate and 24 mg (0.12 mmol) of tri(tert-butyl)phosphine. The content was stirred at 140° C. for 14 hours. The reaction mixture was cooled to room temperature, and then 10 mL of pure water was added and stirred. The reaction mixture was separated into an organic phase and an aqueous phase. The organic phase was washed with pure water and then with an aqueous saturated sodium chloride solution. The washed organic phase was dried over anhydrous magnesium sulfate, and then the solvent was distilled off under reduced pressure. The thus-obtained residue was purified by silica gel column chromatography using a mixed solvent (toluene/hexane=1/2 by volume) as a developing solvent to give 0.77 g (1.2 mmol) of compound A286 as a light yellow glassy solid (yield: 71%).

[0199] The compound was identified by FDMS.

[0200] FDMS: 638

## Example 6

## Synthesis of Compound A289

[0201] In a stream of nitrogen, a 100 mL three-necked flask was charged with 4.0 g (14.4 mmol) of 4-chloro-9-phenylcarbazole, obtained in Synthesis Example 8, 4.8 g (14.4 mmol) of N-phenyl-N-(11,11'-dimethylbenzo[a]fluoren-9-yl)amine, 1.9 g (20.1 mmol) of sodium tert-butoxide, 30 mL of o-xylene, 64 mg (0.28 mmol) of palladium acetate and 197 mg (0.98 mmol) of tri(tert-butyl)phosphine. The content was stirred at 140° C. for 12 hours. The reaction mixture was cooled to room temperature, and then 10 mL of pure water was added and stirred. The reaction mixture was separated into an organic phase and an aqueous phase. The organic phase was washed with pure water and then with an aqueous saturated sodium chloride solution. The washed organic phase was dried over anhydrous magnesium sulfate, and then the solvent was distilled off under reduced pressure. The thus-obtained residue was purified by silica gel column chromatography using a mixed solvent (toluene/hexane=1/2 by volume) as a developing solvent to give 5.4 g (9.5 mmol) of compound A289 as a light yellow glassy solid (yield: 66%).

[0202] The compound was identified by FDMS, <sup>1</sup>H-NMR measurement and <sup>13</sup>C-NMR measurement.

[0203] FDMS: 576

[0204] <sup>1</sup>H-NMR (CDCl<sub>3</sub>): 8.15 (d, 1H), 7.89 (d, 1H), 7.78-7.83 (m, 3H), 7.20-7.60 (m, 17H), 7.06 (d, 2H), 6.91-7.99 (m, 2H) 1.65 (s, 6H)

[0205] <sup>13</sup>C-NMR (CDCl<sub>3</sub>): 156.31, 147.34, 146.62, 146.24, 142.28, 141.15, 140.38, 137.12, 136.24, 133.18, 132.92, 129.39, 129.32, 129.15, 128.71, 127.91, 127.19, 127.01, 126.31, 125.42, 125.16, 123.79, 123.35, 122.71, 121.11, 120.40, 119.89, 119.79, 119.45, 118.04, 116.04, 108.68, 106.61, 48.14, 25.93

## Example 7

## Synthesis of Compound A292

[0206] In a stream of nitrogen, a 50 mL three-necked flask was charged with 0.72 g (2.6 mmol) of 4-chloro-9-phenylcarbazole, obtained in Synthesis Example 8, 1.2 g (2.8 mmol) of N-biphenyl-N-[4-(4-dibenzothienyl)phenyl]amine, 0.35 g (3.6 mmol) of sodium tert-butoxide, 10 mL of o-xylene, 17 mg (0.07 mmol) of palladium acetate and 55 mg (0.27 mmol) of tri(tert-butyl)phosphine. The content was stirred at 140° C. for 14 hours. The reaction mixture was cooled to room temperature, and then 10 mL of pure water was added and stirred. The reaction mixture was separated into an organic phase and an aqueous phase. The organic phase was washed with pure water and then with an aqueous saturated sodium chloride solution. The washed organic phase was dried over anhydrous magnesium sulfate, and then the solvent was distilled off under reduced pressure. The thus-obtained residue was purified by silica gel column chromatography using a mixed solvent (toluene/hexane=1/2 by volume) as a developing solvent to give 1.2 g (1.9 mmol) of compound A292 as a light yellow glassy solid (yield: 74%).

[0207] The compound was identified by FDMS.

[0208] FDMS: 668

## Example 8

## Synthesis of Compound A124

[0209] In a stream of nitrogen, a 50 mL three-necked flask was charged with 3.0 g (6.9 mmol) of 4-chloro-9-(4,6-diphenyl-1,3,5-triazin-2-yl)carbazole, obtained in Synthesis Example 9, 2.2 g (6.9 mmol) of N,N-bis(4-biphenyl)amine, 0.93 g (9.7 mmol) of sodium tert-butoxide, 20 mL of o-xylene, 31 mg (0.13 mmol) of palladium acetate and 97 mg (0.48 mmol) of tri(tert-butyl)phosphine. The content was stirred at 140° C. for 8 hours. The reaction mixture was cooled to room temperature, and then 10 mL of pure water was added and stirred. The thus-deposited brown powder was collected by filtration, and the collected powder was washed with pure water and then with ethanol. The brown powder was then dried under reduced pressure, and recrystallized from o-xylene to give 2.9 g (4.0 mmol) of compound A124 as a grey powder (yield: 59%).

[0210] The compound was identified by FDMS.

[0211] FDMS: 717

## Example 7

## Synthesis of Compound A292

[0212] In a stream of nitrogen, a 50 mL three-necked flask was charged with 0.72 g (2.6 mmol) of 4-chloro-9-phenylcarbazole, obtained in Synthesis Example 8, 1.2 g (2.8 mmol) of N-biphenyl-N-[4-(4-dibenzothienyl)phenyl]amine, 0.35 g (3.6 mmol) of sodium tert-butoxide, 10 mL of o-xylene, 17 mg (0.07 mmol) of palladium acetate and 55 mg (0.27 mmol) of tri(tert-butyl)phosphine. The content was stirred at 140° C. for 14 hours. The reaction mixture was cooled to room temperature, and then 10 mL of pure water was added and stirred. The reaction mixture was separated into an organic phase and an aqueous phase. The organic phase was washed with pure water and then with an aqueous saturated sodium chloride solution. The washed organic phase was dried over anhydrous magnesium sulfate, and then the solvent was distilled off

under reduced pressure. The thus-obtained residue was purified by silica gel column chromatography using a mixed solvent (toluene/hexane=1/2 by volume) as a developing solvent to give 1.2 g (1.9 mmol) of compound A292 as a light yellow glassy solid (yield: 74%).

[0213] The compound was identified by FDMS.

[0214] FDMS: 668

#### Example 8

##### Synthesis of Compound A124

[0215] In a stream of nitrogen, a 50 mL three-necked flask was charged with 3.0 g (6.9 mmol) of 4-chloro-9-(4,6-diphenyl-1,3,5-triazin-2-yl)carbazole, obtained in Synthesis Example 9, 2.2 g (6.9 mmol) of N,N-bis(4-biphenyl)amine, 0.93 g (9.7 mmol) of sodium tert-butoxide, 20 mL of o-xylene, 31 mg (0.13 mmol) of palladium acetate and 97 mg (0.48 mmol) of tri(tert-butyl)phosphine. The content was stirred at 140° C. for 8 hours. The reaction mixture was cooled to room temperature, and then 10 mL of pure water was added and stirred. The thus-deposited brown powder was collected by filtration, and washed with pure water and then with ethanol. The washed brown powder was dried under reduced pressure. The dried powder was recrystallized from o-xylene to give 2.9 g (4.0 mmol) of compound A124 as a grey powder (yield: 59%).

[0216] The compound was identified by FDMS.

[0217] FDMS: 717

#### Example 9

##### Synthesis of Compound A139

[0218] In a stream of nitrogen, a 50 mL three-necked flask was charged with 4.0 g (10.4 mmol) of 4-chloro-9-(2-benzothienyl)carbazole, obtained in Synthesis Example 5, 3.3 g (10.4 mmol) of N,N-bis(4-biphenyl)amine, 1.4 g (14.6 mmol) of sodium tert-butoxide, 20 mL of o-xylene, 70 mg (0.31 mmol) of palladium acetate and 221 mg (1.0 mmol) of tri(tert-butyl)phosphine. The content was stirred at 140° C. for 6 hours. The reaction mixture was separated into an organic phase and an aqueous phase. The organic phase was washed with pure water and then with an aqueous saturated sodium chloride solution. The washed organic phase was dried over anhydrous magnesium sulfate, and then the solvent was distilled off under reduced pressure. The thus-obtained residue was purified by silica gel column chromatography using a mixed solvent (toluene/hexane=1/2 by volume) as a developing solvent to give 4.2 g (6.3 mmol) of compound A139 as a light yellow glassy solid (yield: 60%).

[0219] The compound was identified by FDMS, <sup>1</sup>H-NMR measurement and <sup>13</sup>C-NMR measurement.

[0220] FDMS: 668

[0221] <sup>1</sup>H-NMR (CDCl<sub>3</sub>); 8.34 (s, 1H), 8.07 (t, 2H), 7.90 (d, 2H), 7.64 (d, 1H), 7.24-7.56 (m, 24H), 7.00-7.12 (m, 2H)

[0222] <sup>13</sup>C-NMR (CDCl<sub>3</sub>); 147.30, 143.82, 141.95, 141.66, 141.29, 140.87, 139.41, 137.72, 135.62, 135.12, 134.90, 129.30, 128.40, 128.02, 127.63, 127.72, 127.17, 126.77, 126.57, 125.36, 124.77, 123.79, 123.66, 122.63, 122.51, 122.19, 121.88, 121.35, 121.30, 120.91, 109.87, 108.13

#### Example 10

##### Synthesis of Compound A148

[0223] In a stream of nitrogen, a 50 mL three-necked flask was charged with 4.0 g (10.4 mmol) of 4-chloro-9-(2-benzothienyl)carbazole, obtained in Synthesis Example 5, 3.1 g (11.4 mmol) of N-phenyl-N-(2-dibenzothienyl)amine, 3.1 g (11.4 mmol) of sodium tert-butoxide, 20 mL of o-xylene, 70 mg (0.31 mmol) of palladium acetate and 221 mg (1.0 mmol) of tri(tert-butyl)phosphine. The content was stirred at 140° C. for 10 hours. The reaction mixture was separated into an organic phase and an aqueous phase. The organic phase was washed with pure water and then with an aqueous saturated sodium chloride solution. The washed organic phase was dried over anhydrous magnesium sulfate, and then the solvent was distilled off under reduced pressure. The thus-obtained residue was purified by silica gel column chromatography using a mixed solvent (toluene/hexane=1/2 by volume) as a developing solvent to give 4.4 g (7.2 mmol) of compound A148 as a white glassy solid (yield: 70%).

[0224] The compound was identified by FDMS, <sup>1</sup>H-NMR measurement and <sup>13</sup>C-NMR measurement.

[0225] FDMS: 622

[0226] <sup>1</sup>H-NMR (CDCl<sub>3</sub>); 8.34 (s, 1H), 8.07 (t, 2H), 7.98 (s, 1H), 7.86-7.92 (m, 3H), 7.78 (d, 1H), 7.63-7.69 (m, 2H), 6.91-7.53 (m, 16H)

[0227] <sup>13</sup>C-NMR (CDCl<sub>3</sub>); 147.46, 144.73, 142.70, 141.13, 140.82, 139.75, 138.25, 136.59, 136.18, 134.85, 134.52, 133.82, 132.69, 128.79, 126.88, 126.48, 126.13, 125.67, 125.36, 124.23, 123.64, 123.57, 122.89, 122.79, 122.60, 122.54, 122.34, 121.39, 121.31, 121.13, 121.08, 120.69, 120.56, 120.25, 119.85, 119.70, 115.07, 108.72, 106.66

#### Example 11

##### Synthesis of Compound A153

[0228] In a stream of nitrogen, a 50 mL three-necked flask was charged with 4.0 g (10.4 mmol) of 4-chloro-9-(2-benzothienyl)carbazole, obtained in Synthesis Example 5, 3.8 g (11.4 mmol) of N-phenyl-N-[4-(9-carbazolyl)phenyl]amine, 1.4 g (14.6 mmol) of sodium tert-butoxide, 20 mL of o-xylene, 70 mg (0.31 mmol) of palladium acetate and 221 mg (1.0 mmol) of tri(tert-butyl)phosphine. The content was stirred at 140° C. for 12 hours. The reaction mixture was separated into an organic phase and an aqueous phase. The organic phase was washed with pure water and then with an aqueous saturated sodium chloride solution. The washed organic phase was dried over anhydrous magnesium sulfate, and then the solvent was distilled off under reduced pressure. The thus-obtained residue was purified by silica gel column chromatography using a mixed solvent (toluene/hexane=1/2 by volume) as a developing solvent to give 5.2 g (7.6 mmol) of compound A153 as a white glassy solid (yield: 74%).

[0229] The compound was identified by FDMS, <sup>1</sup>H-NMR measurement and <sup>13</sup>C-NMR measurement.

[0230] FDMS: 681

[0231] <sup>1</sup>H-NMR (CDCl<sub>3</sub>); 8.34 (d, 1H), 8.03-8.12 (m, 4H), 7.90 (d, 2H), 7.65 (d, 1H), 6.99-7.50 (m, 23H)

[0232] <sup>13</sup>C-NMR (CDCl<sub>3</sub>); 146.69, 146.36, 142.74, 140.91, 140.71, 140.54, 139.77, 138.34, 136.62, 134.50, 133.77, 130.05, 128.93, 127.60, 126.92, 126.57, 125.67, 125.54, 125.

29, 124.24, 123.69, 122.61, 122.56, 122.36, 122.28, 121.39, 121.30, 121.06, 120.67, 120.29, 119.94, 119.72, 119.12, 109.37, 108.86, 107.07

#### Example 12

##### Synthesis of Compound A318

**[0233]** In a stream of nitrogen, a 50 mL three-necked flask was charged with 500 mg (1.1 mmol) of 4-chloro-6-phenyl-9-biphenylcarbazole, obtained in Synthesis Example 10, 302 mg (1.1 mmol) of N-phenyl-N-(2-dibenzothienyl)amine, 147 mg (1.5 mmol) of sodium tert-butoxide, 10 mL of o-xylene, 7 mg (0.03 mmol) of palladium acetate and 21 mg (0.10 mmol) of tri(tert-butyl)phosphine. The content was stirred at 140° C. for 10 hours. The reaction mixture was separated into an organic phase and an aqueous phase. The organic phase was washed with pure water and then with an aqueous saturated sodium chloride solution. The washed organic phase was dried over anhydrous magnesium sulfate, and then the solvent was distilled off under reduced pressure. The thus-obtained residue was purified by silica gel column chromatography using a mixed solvent (toluene/hexane=1/2 by volume) as a developing solvent to give 411 mg (0.61 mmol) of compound A318 as a white glassy solid (yield: 56%).

**[0234]** The compound was identified by FDMS.

**[0235]** FDMS: 668

#### Example 13

##### Synthesis of Compound B1

**[0236]** In a stream of nitrogen, a 200 mL three-necked flask was charged with 7.0 g (19.8 mmol) of 4-chloro-9-(4-biphenyl)carbazole, obtained in Synthesis Example 3, 0.87 g (9.4 mmol) of aniline, 5.3 g (55.4 mmol) of sodium tert-butoxide, 70 mL of o-xylene, 44 mg (0.19 mmol) of palladium acetate and 139 mg (0.69 mmol) of tri(tert-butyl)phosphine. The content was stirred at 140° C. for 12 hours. The reaction mixture was cooled to room temperature, and then 40 mL of pure water was added and stirred. The reaction mixture was separated into an organic phase and an aqueous phase. The organic phase was washed with pure water and then with an aqueous saturated sodium chloride solution. The washed organic phase was dried over anhydrous magnesium sulfate, and then the solvent was distilled off under reduced pressure. The thus-obtained residue was purified by silica gel column chromatography using a mixed solvent (toluene/hexane=1/2 by volume) as a developing solvent to give 5.0 g (6.8 mmol) of compound B1 as a white glassy solid (yield: 72%).

**[0237]** The compound was identified by FDMS, <sup>1</sup>H-NMR measurement and <sup>13</sup>C-NMR measurement.

**[0238]** FDMS: 727

**[0239]** <sup>1</sup>H-NMR (CDCl<sub>3</sub>); 7.78-7.83 (m, 6H), 7.62-7.69 (m, 8H), 7.08-7.51 (m, 18H), 6.77-6.98 (m, 5H)

**[0240]** <sup>13</sup>C-NMR (CDCl<sub>3</sub>); 143.32, 142.11, 141.51141.07, 140.81, 137.41, 129.92, 129.55, 129.09, 128.38, 128.27, 127.76, 127.39, 126.18, 124.22, 122.52, 120.69, 120.32, 109.83, 107.74

#### Example 14

##### Synthesis of Compound B2

**[0241]** In a stream of nitrogen, a 200 mL three-necked flask was charged with 7.0 g (19.8 mmol) of 4-chloro-9-(4-biphe-

nyl)carbazole, obtained in Synthesis Example 3, 1.0 g (9.4 mmol) of 4-methylaniline, 5.3 g (55.4 mmol) of sodium tert-butoxide, 70 mL of o-xylene, 88 mg (0.39 mmol) of palladium acetate and 279 mg (1.38 mmol) of tri(tert-butyl)phosphine. The content was stirred at 140° C. for 14 hours. The reaction mixture was cooled to room temperature, and then 40 mL of pure water was added and stirred. The reaction mixture was separated into an organic phase and an aqueous phase. The organic phase was washed with pure water and then with an aqueous saturated sodium chloride solution. The washed organic phase was dried over anhydrous magnesium sulfate, and then the solvent was distilled off under reduced pressure. The thus-obtained residue was purified by silica gel column chromatography using a toluene/hexane mixed solvent as a developing solvent to give 2.9 g (3.9 mmol) of compound B2 as a light yellow glassy solid (yield: 42%).

**[0242]** The compound was identified by FDMS, <sup>1</sup>H-NMR measurement and <sup>13</sup>C-NMR measurement.

**[0243]** FDMS: 741

**[0244]** <sup>1</sup>H-NMR (CDCl<sub>3</sub>); 7.77-7.85 (m, 6H), 7.61-7.69 (m, 8H), 7.24-7.51 (m, 14H), 7.05 (t, 2H), 6.81-6.95 (m, 6H), 2.20 (s, 3H)

**[0245]** <sup>13</sup>C-NMR (CDCl<sub>3</sub>); 146.02, 142.74, 142.17, 140.87, 140.41, 140.25, 136.86, 129.83, 128.97, 128.47, 127.80, 127.67, 127.16, 126.70, 125.43, 123.79, 122.07, 120.03, 119.56, 109.14, 106.74, 20.82

#### Example 15

##### Synthesis of Compound B27

**[0246]** In a stream of nitrogen, a 50 mL three-necked flask was charged with 4.0 g (12.1 mmol) of 4-chloro-9-(3-quinolyl)carbazole, obtained in Synthesis Example 4, 652 mg (6.0 mmol) of 4-methylaniline, 1.6 g (17.0 mmol) of sodium tert-butoxide, 20 mL of o-xylene, 27 mg (0.12 mmol) of palladium acetate and 85 mg (0.42 mmol) of tri(tert-butyl)phosphine. The content was stirred at 140° C. for 17 hours. The reaction mixture was cooled to room temperature, and then 15 mL of pure water was added and stirred. The reaction mixture was separated into an organic phase and an aqueous phase. The organic phase was washed with pure water and then with an aqueous saturated sodium chloride solution. The washed organic phase was dried over anhydrous magnesium sulfate, and then the solvent was distilled off under reduced pressure. The thus-obtained residue was purified by silica gel column chromatography using a toluene/ethyl acetate mixed solvent as a developing solvent to give 2.6 g (3.7 mmol) of compound B27 as a brown glassy solid (yield: 61%).

**[0247]** The compound was identified by FDMS, <sup>1</sup>H-NMR measurement and <sup>13</sup>C-NMR measurement.

**[0248]** FDMS: 691

**[0249]** <sup>1</sup>H-NMR (CDCl<sub>3</sub>); 9.18 (s, 2H), 8.35 (s, 2H), 8.25 (d, 2H), 7.86 (d, 4H), 7.78 (d, 2H), 7.61 (t, 2H), 7.18-7.36 (m, 8H), 7.06 (d, 2H), 6.85-6.98 (m, 6H), 2.22 (s, 3H)

**[0250]** <sup>13</sup>C-NMR (CDCl<sub>3</sub>); 149.95, 147.15, 145.91, 142.78, 142.41, 140.91, 133.36, 131.37, 130.10, 129.94, 129.63, 128.31, 127.82, 127.67, 127.08, 125.82, 123.93, 122.32, 120.73, 120.00, 119.76, 108.72, 106.23, 20.88

#### Example 16

##### Synthesis of Compound B30

**[0251]** In a stream of nitrogen, a 50 mL three-necked flask was charged with 2.7 g (7.0 mmol) of 4-chloro-9-(2-diben-

zothieryl)carbazole, obtained in Synthesis Example 5, 297 mg (3.2 mmol) of aniline, 947 mg (9.8 mmol) of sodium tert-butoxide, 13 mL of o-xylene, 15 mg (0.07 mmol) of palladium acetate and 49 mg (0.24 mmol) of tri(tert-butyl)phosphine. The content was stirred at 140° C. for 20 hours. The reaction mixture was cooled to room temperature, and then 10 mL of pure water was added and stirred. The reaction mixture was separated into an organic phase and an aqueous phase. The organic phase was washed with pure water and then with an aqueous saturated sodium chloride solution. The washed organic phase was dried over anhydrous magnesium sulfate, and then the solvent was distilled off under reduced pressure. The thus-obtained residue was purified by silica gel column chromatography using a toluene/hexane mixed solvent as a developing solvent to give 0.9 g (1.1 mmol) of compound B30 as a white powder (yield: 35%).

**[0252]** The compound was identified by FDMS, <sup>1</sup>H-NMR measurement and <sup>13</sup>C-NMR measurement.

**[0253]** FDMS: 787

**[0254]** <sup>1</sup>H-NMR (CDCl<sub>3</sub>): 8.33 (s, 2H), 7.99-8.08 (m, 4H), 7.84-7.88 (m, 4H), 7.64 (d, 2H), 7.10-7.50 (m, 16H), 6.79-6.99 (m, 5H)

**[0255]** <sup>13</sup>C-NMR (CDCl<sub>3</sub>): 148.05, 143.20, 141.66, 141.38, 140.27, 138.71, 137.10, 135.07, 134.46, 129.37, 127.39, 126.90, 126.31, 125.69, 124.74, 124.15, 123.68, 123.05, 121.92, 120.86, 120.16, 119.67, 109.16, 107.03

#### Example 17

##### Synthesis of Compound B36

**[0256]** In a stream of nitrogen, a 50 mL three-necked flask was charged with 4.0 g (11.2 mmol) of 4-chloro-9-[4-(2-pyridyl)-phenyl]carbazole, obtained in Synthesis Example 6, 477 mg (9.1 mmol) of aniline, 1.5 g (15.8 mmol) of sodium tert-butoxide, 25 mL of o-xylene, 25 mg (0.11 mmol) of palladium acetate and 79 mg (0.39 mmol) of tri(tert-butyl)phosphine. The content was stirred at 140° C. for 10 hours. The reaction mixture was cooled to room temperature, and then 15 mL of pure water was added and stirred. The reaction mixture was separated into an organic phase and an aqueous phase. The organic phase was washed with pure water and then with an aqueous saturated sodium chloride solution. The washed organic phase was dried over anhydrous magnesium sulfate, and then the solvent was distilled off under reduced pressure. The thus-obtained residue was purified by silica gel column chromatography using a toluene/ethyl acetate mixed solvent as a developing solvent to give 2.5 g (3.4 mmol) of compound B36 as a brown glassy solid (yield: 66%).

**[0257]** The compound was identified by FDMS, <sup>1</sup>H-NMR measurement and <sup>13</sup>C-NMR measurement.

**[0258]** FDMS: 729

**[0259]** <sup>1</sup>H-NMR (CDCl<sub>3</sub>): 8.71 (d, 2H), 8.20 (d, 4H), 7.83 (d, 2H), 7.66-7.75 (m, 8H), 7.40 (d, 2H), 7.07-7.32 (m, 12H), 6.77-6.98 (m, 5H)

**[0260]** <sup>13</sup>C-NMR (CDCl<sub>3</sub>): 156.45, 149.84, 148.03, 142.59, 141.59, 140.80, 138.60, 138.29, 136.93, 129.37, 128.44, 127.67, 126.92, 125.69, 123.66, 122.45, 122.03, 120.56, 120.25, 120.06, 119.81, 109.28, 107.20

#### Example 18

##### Synthesis of Compound C5

**[0261]** In a stream of nitrogen, a 100 mL three-necked flask was charged with 3.0 g (9.6 mmol) of 4-chloro-9-(4-chlo-

rophenyl)carbazole, obtained in Synthesis Example 7, 5.2 g (20.2 mmol) of N-(4-methylphenyl)-N-biphenylamine, 2.5 g (26.9 mmol) of sodium tert-butoxide, 50 mL of o-xylene, 43 mg (0.19 mmol) of palladium acetate and 135 mg (0.67 mmol) of tri(tert-butyl)phosphine. The content was stirred at 140° C. for 12 hours. The reaction mixture was cooled to room temperature, and then 30 mL of pure water was added and stirred. The reaction mixture was separated into an organic phase and an aqueous phase. The organic phase was washed with pure water and then with an aqueous saturated sodium chloride solution. The washed organic phase was dried over anhydrous magnesium sulfate, and then the solvent was distilled off under reduced pressure. The thus-obtained residue was purified by silica gel column chromatography using a toluene/hexane mixed solvent as a developing solvent to give 4.7 g (6.2 mmol) of compound C5 as a colorless glassy solid (yield: 64%).

**[0262]** The compound was identified by FDMS, <sup>1</sup>H-NMR measurement and <sup>13</sup>C-NMR measurement.

**[0263]** FDMS: 757

**[0264]** <sup>1</sup>H-NMR (CDCl<sub>3</sub>): 7.84 (d, 1H), 7.48-7.58 (m, 6H), 7.20-7.37 (m, 18H), 6.96-7.15 (m, 12H), 2.34 (s, 3H), 2.26 (s, 3H)

**[0265]** <sup>13</sup>C-NMR (CDCl<sub>3</sub>): 147.35, 147.30, 146.93, 144.97, 144.74, 143.01, 141.37, 141.15, 140.83, 140.58, 135.65, 133.84, 133.49, 132.03, 131.00, 130.34, 129.90, 128.82, 128.68, 128.20, 128.00, 127.69, 126.97, 126.73, 126.52, 125.75, 124.24, 123.55, 123.18, 123.05, 121.57, 120.84, 120.45, 120.00, 109.38, 107.36, 21.13, 20.99

#### Example 19

##### Synthesis of Compound C11

**[0266]** In a stream of nitrogen, a 200 mL three-necked flask was charged with 6.0 g (19.2 mmol) of 4-chloro-9-(4-chlorophenyl)carbazole, obtained in Synthesis Example 7, 13.0 g (40.5 mmol) of N,N-bis(4-biphenyl)amine, 5.1 g (54.0 mmol) of sodium tert-butoxide, 60 mL of o-xylene, 86 mg (0.38 mmol) of palladium acetate and 272 mg (1.3 mmol) of tri(tert-butyl)phosphine. The content was stirred at 140° C. for 14 hours. The reaction mixture was cooled to room temperature, and then 40 mL of pure water was added and stirred. The thus-deposited brown powder was collected by filtration, and washed with pure water and then with ethanol. The washed brown powder was dried under reduced pressure. The dried powder was recrystallized from o-xylene to give 10.5 g (11.9 mmol) of compound C11 as a light yellow powder (yield: 62%).

**[0267]** The compound was identified by FDMS.

**[0268]** FDMS: 882

#### Example 20

##### Evaluation of Triplet Level of Compound A8

**[0269]** Compound A8 was dissolved in 2-methyltetrahydrofuran to prepare a solution having a concentration of 0.0001 mol/L. Photoluminescence spectroscopy of the solution under liquid nitrogen cooling conditions revealed a maximum phosphorescent wavelength of 480 nm. A triplet level estimated from the maximum phosphorescent wavelength is shown in Table 1, below.

## Example 21

## Evaluation of Triplet Level of Compound A15

[0270] Photoluminescence spectroscopy of compound A15 was carried out by the same procedures as adopted in Example 20. Photoluminescence spectroscopy of a solution of compound A15 revealed a maximum phosphorescent wavelength of 482 nm. A triplet level estimated from the maximum phosphorescent wavelength is shown in Table 1, below.

## Example 22

## Evaluation of Triplet Level of Compound A278

[0271] Photoluminescence spectroscopy of compound A278 was carried out by the same procedures as adopted in Example 20. Photoluminescence spectroscopy of a solution of compound A278 revealed a maximum phosphorescent wavelength of 448 nm. A triplet level estimated from the maximum phosphorescent wavelength is shown in Table 1, below.

## Example 23

## Evaluation of Triplet Level of Compound A286

[0272] Photoluminescence spectroscopy of compound A286 was carried out by the same procedures as adopted in Example 20. Photoluminescence spectroscopy of a solution of compound A286 revealed a maximum phosphorescent wavelength of 486 nm. A triplet level estimated from the maximum phosphorescent wavelength is shown in Table 1, below.

## Example 24

## Evaluation of Triplet Level of Compound A292

[0273] Photoluminescence spectroscopy of compound A292 was carried out by the same procedures as adopted in Example 20. Photoluminescence spectroscopy of a solution of compound A292 revealed a maximum phosphorescent wavelength of 483 nm. A triplet level estimated from the maximum phosphorescent wavelength is shown in Table 1, below.

## Example 25

## Evaluation of Triplet Level of Compound A124

[0274] Photoluminescence spectroscopy of compound A124 was carried out by the same procedures as adopted in Example 20. Photoluminescence spectroscopy of a solution of compound A124 revealed a maximum phosphorescent wavelength of 479 nm. A triplet level estimated from the maximum phosphorescent wavelength is shown in Table 1, below.

## Example 26

## Evaluation of Triplet Level of Compound A139

[0275] Photoluminescence spectroscopy of compound A139 was carried out by the same procedures as adopted in Example 20. Photoluminescence spectroscopy of a solution of compound A139 revealed a maximum phosphorescent

wavelength of 480 nm. A triplet level estimated from the maximum phosphorescent wavelength is shown in Table 1, below.

## Example 27

## Evaluation of Triplet Level of Compound A148

[0276] Photoluminescence spectroscopy of compound A148 was carried out by the same procedures as adopted in Example 20. Photoluminescence spectroscopy of a solution of compound A148 revealed a maximum phosphorescent wavelength of 449 nm. A triplet level estimated from the maximum phosphorescent wavelength is shown in Table 1, below.

## Example 28

## Evaluation of Triplet Level of Compound A153

[0277] Photoluminescence spectroscopy of compound A153 was carried out by the same procedures as adopted in Example 20. Photoluminescence spectroscopy of a solution of compound A153 revealed a maximum phosphorescent wavelength of 445 nm. A triplet level estimated from the maximum phosphorescent wavelength is shown in Table 1, below.

## Example 29

## Evaluation of Triplet Level of Compound A318

[0278] Photoluminescence spectroscopy of compound A318 was carried out by the same procedures as adopted in Example 20. Photoluminescence spectroscopy of a solution of compound A318 revealed a maximum phosphorescent wavelength of 457 nm. A triplet level estimated from the maximum phosphorescent wavelength is shown in Table 1, below.

## Example 30

## Evaluation of Triplet Level of Compound B1

[0279] Photoluminescence spectroscopy of compound B1 was carried out by the same procedures as adopted in Example 20. Photoluminescence spectroscopy of a solution of compound B1 revealed a maximum phosphorescent wavelength of 450 nm. A triplet level estimated from the maximum phosphorescent wavelength is shown in Table 1, below.

## Example 31

## Evaluation of Triplet Level of Compound B2

[0280] Photoluminescence spectroscopy of compound B2 was carried out by the same procedures as adopted in Example 20. Photoluminescence spectroscopy of a solution of compound B2 revealed a maximum phosphorescent wavelength of 450 nm. A triplet level estimated from the maximum phosphorescent wavelength is shown in Table 1, below.

## Example 32

## Evaluation of Triplet Level of Compound B30

[0281] Photoluminescence spectroscopy of compound B30 was carried out by the same procedures as adopted in

Example 20. Photoluminescence spectroscopy of a solution of compound B30 revealed a maximum phosphorescent wavelength of 442 nm. A triplet level estimated from the maximum phosphorescent wavelength is shown in Table 1, below.

### Example 33

#### Evaluation of Triplet Level of Compound B36

[0282] Photoluminescence spectroscopy of compound B36 was carried out by the same procedures as adopted in Example 20. Photoluminescence spectroscopy of a solution of compound B36 revealed a maximum phosphorescent wavelength of 452 nm. A triplet level estimated from the maximum phosphorescent wavelength is shown in Table 1, below.

### Comparative Example 1

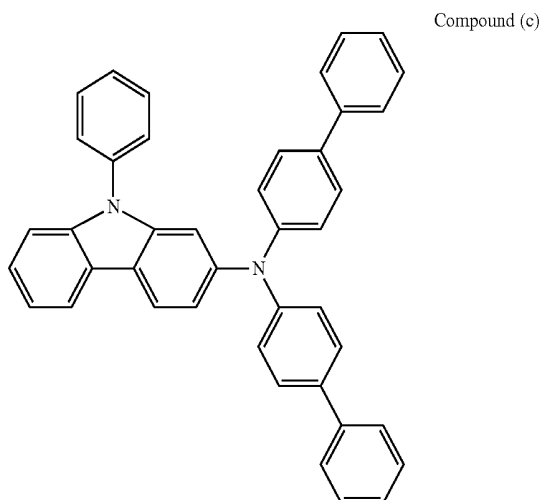
#### Evaluation of Triplet Level of NPD

[0283] Photoluminescence spectroscopy of NPD was carried out by the same procedures as adopted in Example 20. Photoluminescence spectroscopy of a solution of NPD revealed a maximum phosphorescent wavelength of 525 nm. A triplet level estimated from the maximum phosphorescent wavelength is shown in Table 1, below.

### Reference Example 1

#### Evaluation of Triplet Level of Compound (c)

[0284]



[0285] Photoluminescence spectroscopy of compound (c) was carried out by the same procedures as adopted in Example 20. Photoluminescence spectroscopy of a solution of compound (c) revealed a maximum phosphorescent wavelength of 490 nm. A triplet level estimated from the maximum phosphorescent wavelength is shown in Table 1, below.

[0286] The compounds of the present invention exhibited triplet levels higher than those of NPD and compound (c).

TABLE 1

Compound	Triplet level (eV)	
Example 20	A8	2.58
Example 21	A15	2.57
Example 22	A278	2.76
Example 23	A286	2.56
Example 24	A292	2.56
Example 25	A124	2.58
Example 26	A139	2.58
Example 27	A148	2.76
Example 28	A153	2.78
Example 29	A318	2.71
Example 30	B1	2.75
Example 31	B2	2.75
Example 32	B30	2.80
Example 33	B36	2.74
Comp. Ex. 1	NPD	2.36
Ref. Ex. 1	Compound (c)	2.53

### Example 34

#### Evaluation of Ionization Potential of Compound A5

[0287] Tetrabutylammonium perchlorate was dissolved in anhydrous dichloromethane to prepare a solution having a concentration of 0.1 mol/L. Compound A5 was dissolved in the tetrabutylammonium perchlorate solution to prepare a solution having a concentration of 0.001 mol/L. Ionization potential of compound A5 was measured by cyclic voltammetry. In the cyclic voltammetry, glassy carbon was used as a working electrode, a platinum wire was used as a counter electrode, and a silver wire dipped in a AgNO<sub>3</sub> solution in acetonitrile was used as a reference electrode. Ferrocene was used as a reference substance.

[0288] The cyclic voltammetry revealed that the ionization potential of compound A5 was 0.43 V vs. Fc/Fc<sup>+</sup> as expressed as the oxidation-reduction potential of ferrocene being reference potential. This ionization potential of compound A5 is slightly larger than the ionization potential (0.31 V vs. Fc/Fc<sup>+</sup>) of NPD which is conventionally used as a hole transport material. Thus ionization potential of compound A5 is suitable for hole transport material.

### Example 35

#### Evaluation of Ionization Potential of Compound A8

[0289] Ionization potential of compound A8 was measured by the same procedures as described in Example 34. The ionization potential of compound A8 was 0.44 V vs. Fc/Fc<sup>+</sup> as expressed as the oxidation-reduction potential of ferrocene being reference potential. This ionization potential of compound A8 is slightly larger than the ionization potential (0.31 V vs. Fc/Fc<sup>+</sup>) of NPD conventionally used as a hole transport material. Thus ionization potential of compound A8 is suitable for hole transport material.

### Example 36

#### Evaluation of Ionization Potential of Compound A15

[0290] Ionization potential of compound A15 was measured by the same procedures as described in Example 34. The ionization potential of compound A15 was 0.40 V vs. Fc/Fc<sup>+</sup> as expressed as the oxidation-reduction potential of ferrocene being reference potential. This ionization potential

of compound A15 is slightly larger than the ionization potential (0.31 V vs. Fc/Fc<sup>+</sup>) of NPD conventionally used as a hole transport material. Thus ionization potential of compound A15 is suitable for hole transport material.

#### Example 37

##### Evaluation of Ionization Potential of Compound A278

[0291] Ionization potential of compound A278 was measured by the same procedures as described in Example 34. The ionization potential of compound A278 was 0.45 V vs. Fc/Fc<sup>+</sup> as expressed as the oxidation-reduction potential of ferrocene being reference potential. This ionization potential of compound A278 is slightly larger than the ionization potential (0.31 V vs. Fc/Fc<sup>+</sup>) of NPD conventionally used as a hole transport material. Thus ionization potential of compound A278 is suitable for hole transport material.

#### Example 38

##### Evaluation of Ionization Potential of Compound A286

[0292] Ionization potential of compound A286 was measured by the same procedures as described in Example 34. The ionization potential of compound A286 was 0.44 V vs. Fc/Fc<sup>+</sup> as expressed as the oxidation-reduction potential of ferrocene being reference potential. This ionization potential of compound A286 is slightly larger than the ionization potential (0.31 V vs. Fc/Fc<sup>+</sup>) of NPD conventionally used as a hole transport material. Thus ionization potential of compound A286 is suitable for hole transport material.

#### Example 39

##### Evaluation of Ionization Potential of Compound A289

[0293] Ionization potential of compound A289 was measured by the same procedures as described in Example 34. The ionization potential of compound A289 was 0.39 V vs. Fc/Fc<sup>+</sup> as expressed as the oxidation-reduction potential of ferrocene being reference potential. This ionization potential of compound A289 is slightly larger than the ionization potential (0.31 V vs. Fc/Fc<sup>+</sup>) of NPD conventionally used as a hole transport material. Thus ionization potential of compound A289 is suitable for hole transport material.

#### Example 40

##### Evaluation of Ionization Potential of Compound A292

[0294] Ionization potential of compound A292 was measured by the same procedures as described in Example 34. The ionization potential of compound A292 was 0.43 V vs. Fc/Fc<sup>+</sup> as expressed as the oxidation-reduction potential of ferrocene being reference potential. This ionization potential of compound A292 is slightly larger than the ionization potential (0.31 V vs. Fc/Fc<sup>+</sup>) of NPD conventionally used as a hole transport material. Thus ionization potential of compound A292 is suitable for hole transport material.

#### Example 41

##### Evaluation of Ionization Potential of Compound A124

[0295] Ionization potential of compound A124 was measured by the same procedures as described in Example 34. The ionization potential of compound A124 was 0.44 V vs. Fc/Fc<sup>+</sup> as expressed as the oxidation-reduction potential of ferrocene being reference potential. This ionization potential of compound A124 is slightly larger than the ionization potential (0.31 V vs. Fc/Fc<sup>+</sup>) of NPD conventionally used as a hole transport material. Thus ionization potential of compound A124 is suitable for hole transport material.

#### Example 42

##### Evaluation of Ionization Potential of Compound A139

[0296] Ionization potential of compound A139 was measured by the same procedures as described in Example 34. The ionization potential of compound A139 was 0.45 V vs. Fc/Fc<sup>+</sup> as expressed as the oxidation-reduction potential of ferrocene being reference potential. This ionization potential of compound A139 is slightly larger than the ionization potential (0.31 V vs. Fc/Fc<sup>+</sup>) of NPD conventionally used as a hole transport material. Thus ionization potential of compound A139 is suitable for hole transport material.

#### Example 43

##### Evaluation of Ionization Potential of Compound A148

[0297] Ionization potential of compound A148 was measured by the same procedures as described in Example 34. The ionization potential of compound A148 was 0.45 V vs. Fc/Fc<sup>+</sup> as expressed as the oxidation-reduction potential of ferrocene being reference potential. This ionization potential of compound A148 is slightly larger than the ionization potential (0.31 V vs. Fc/Fc<sup>+</sup>) of NPD conventionally used as a hole transport material. Thus ionization potential of compound A148 is suitable for hole transport material.

#### Example 44

##### Evaluation of Ionization Potential of Compound A153

[0298] Ionization potential of compound A153 was measured by the same procedures as described in Example 34. The ionization potential of compound A153 was 0.47 V vs. Fc/Fc<sup>+</sup> as expressed as the oxidation-reduction potential of ferrocene being reference potential. This ionization potential of compound A153 is slightly larger than the ionization potential (0.31 V vs. Fc/Fc<sup>+</sup>) of NPD conventionally used as a hole transport material. Thus ionization potential of compound A153 is suitable for hole transport material.

#### Example 45

##### Evaluation of Ionization Potential of Compound A318

[0299] Ionization potential of compound A318 was measured by the same procedures as described in Example 34. The ionization potential of compound A318 was 0.44 V vs.

Fc/Fc<sup>+</sup> as expressed as the oxidation-reduction potential of ferrocene being reference potential. This ionization potential of compound A318 is slightly larger than the ionization potential (0.31 V vs. Fc/Fc<sup>+</sup>) of NPD conventionally used as a hole transport material. Thus ionization potential of compound A318 is suitable for hole transport material.

#### Example 46

##### Evaluation of Ionization Potential of Compound B1

**[0300]** Ionization potential of compound B1 was measured by the same procedures as described in Example 34. The ionization potential of compound B1 was 0.48 V vs. Fc/Fc<sup>+</sup> as expressed as the oxidation-reduction potential of ferrocene being reference potential. This ionization potential of compound B1 is slightly larger than the ionization potential (0.31 V vs. Fc/Fc<sup>+</sup>) of NPD conventionally used as a hole transport material. Thus ionization potential of compound B1 is suitable for hole transport material.

#### Example 47

##### Evaluation of Ionization Potential of Compound B2

**[0301]** Ionization potential of compound B2 was measured by the same procedures as described in Example 34. The ionization potential of compound B2 was 0.46 V vs. Fc/Fc<sup>+</sup> as expressed as the oxidation-reduction potential of ferrocene being reference potential. This ionization potential of compound B2 is slightly larger than the ionization potential (0.31 V vs. Fc/Fc<sup>+</sup>) of NPD conventionally used as a hole transport material. Thus ionization potential of compound B2 is suitable for hole transport material.

#### Example 48

##### Evaluation of Ionization Potential of Compound B27

**[0302]** Ionization potential of compound B27 was measured by the same procedures as described in Example 34. The ionization potential of compound B27 was 0.48 V vs. Fc/Fc<sup>+</sup> as expressed as the oxidation-reduction potential of ferrocene being reference potential. This ionization potential of compound B27 is slightly larger than the ionization potential (0.31 V vs. Fc/Fc<sup>+</sup>) of NPD conventionally used as a hole transport material. Thus ionization potential of compound B27 is suitable for hole transport material.

#### Example 49

##### Evaluation of Ionization Potential of Compound B30

**[0303]** Ionization potential of compound B30 was measured by the same procedures as described in Example 34. The ionization potential of compound B30 was 0.48 V vs. Fc/Fc<sup>+</sup> as expressed as the oxidation-reduction potential of ferrocene being reference potential. This ionization potential of compound B30 is slightly larger than the ionization potential (0.31 V vs. Fc/Fc<sup>+</sup>) of NPD conventionally used as a hole transport material. Thus ionization potential of compound B30 is suitable for hole transport material.

#### Example 50

##### Evaluation of Ionization Potential of Compound B36

**[0304]** Ionization potential of compound B36 was measured by the same procedures as described in Example 34. The ionization potential of compound B36 was 0.48 V vs. Fc/Fc<sup>+</sup> as expressed as the oxidation-reduction potential of ferrocene being reference potential. This ionization potential of compound B36 is slightly larger than the ionization potential (0.31 V vs. Fc/Fc<sup>+</sup>) of NPD conventionally used as a hole transport material. Thus ionization potential of compound B36 is suitable for hole transport material.

#### Example 51

##### Evaluation of Ionization Potential of Compound C5

**[0305]** Ionization potential of compound C5 was measured by the same procedures as described in Example 34. The ionization potential of compound C5 was 0.40 V vs. Fc/Fc<sup>+</sup> as expressed as the oxidation-reduction potential of ferrocene being reference potential. This ionization potential of compound C5 is slightly larger than the ionization potential (0.31 V vs. Fc/Fc<sup>+</sup>) of NPD conventionally used as a hole transport material. Thus ionization potential of compound C5 is suitable for hole transport material.

#### Example 52

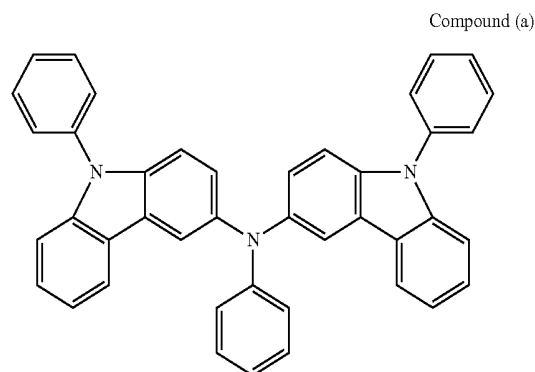
##### Evaluation of Ionization Potential of Compound C11

**[0306]** Ionization potential of compound C11 was measured by the same procedures as described in Example 34. The ionization potential of compound C11 was 0.45 V vs. Fc/Fc<sup>+</sup> as expressed as the oxidation-reduction potential of ferrocene being reference potential. This ionization potential of compound C11 is slightly larger than the ionization potential (0.31 V vs. Fc/Fc<sup>+</sup>) of NPD conventionally used as a hole transport material. Thus ionization potential of compound C11 is suitable for hole transport material.

#### Comparative Example 2

##### Evaluation of Ionization Potential of Compound (a)

**[0307]**



**[0308]** Ionization potential of compound (a) having an amino group at 3-position of the carbazole ring was measured by the same procedures as described in Example 34. The

ionization potential of compound (a) was 0.13 V vs. Fc/Fc<sup>+</sup> as expressed as the oxidation-reduction potential of ferrocene being reference potential. This ionization potential of compound (a) is smaller than the ionization potential (0.31 V vs. Fc/Fc<sup>+</sup>) of NPD conventionally used as a hole transport material. Thus compound (a) as a hole transport material is not preferable to NPD.

#### Example 53

##### Measurement of Glass Transition Temperature of Compound A139

**[0309]** 5 mg of compound A139 was placed in an aluminum pan, and glass transition temperature of compound A139 was measured at a temperature elevating rate of 10° C./min in a nitrogen atmosphere. The glass transition temperature of compound A139 was 150° C. This glass transition temperature was higher than those of NPD (96° C.) and compound (b), shown below, (100° C.). Thus a film of compound A139 was proved to have enhanced stability as compared with films of NPD and compound (b).

#### Example 54

##### Measurement of Glass Transition Temperature of Compound A148

**[0310]** Glass transition temperature of compound A148 was measured by the same procedures as described in Example 53. The glass transition temperature of compound A148 was 142° C. This glass transition temperature was higher than those of NPD (96° C.) and compound (b), shown below, (100° C.). Thus a film of compound A148 was proved to have enhanced stability as compared with films of NPD and compound (b).

#### Example 55

##### Measurement of Glass Transition Temperature of Compound A153

**[0311]** Glass transition temperature of compound A153 was measured by the same procedures as described in Example 53. The glass transition temperature of compound A153 was 150° C. This glass transition temperature was higher than those of NPD (96° C.) and compound (b), shown below, (100° C.). Thus a film of compound A153 was proved to have enhanced stability as compared with films of NPD and compound (b).

#### Example 56

##### Measurement of Glass Transition Temperature of Compound B1

**[0312]** Glass transition temperature of compound B1 was measured by the same procedures as described in Example 53. The glass transition temperature of compound B1 was 169° C. This glass transition temperature was higher than those of NPD (96° C.) and compound (b), shown below, (100° C.). Thus a film of compound B1 was proved to have enhanced stability as compared with films of NPD and compound (b).

#### Example 57

##### Measurement of Glass Transition Temperature of Compound B30

**[0313]** Glass transition temperature of compound B30 was measured by the same procedures as described in Example 53. The glass transition temperature of compound B30 was 191° C. This glass transition temperature was higher than those of NPD (96° C.) and compound (b), shown below, (100° C.). Thus a film of compound B30 was proved to have enhanced stability as compared with films of NPD and compound (b).

#### Example 58

##### Evaluation of Organic EL Device Using Compound A5

**[0314]** A glass substrate having a transparent indium-tin oxide (ITO) electrode (anode) laminated layer with a thickness of 200 nm was subjected to ultrasonic cleaning using acetone and pure water, and then boiling cleaning using isopropyl alcohol. Then the glass substrate was surface-treated by irradiation with ozone-ultraviolet rays. The surface-treated glass substrate was placed in a vacuum deposition apparatus, and the apparatus was evacuated to a pressure below  $5 \times 10^{-4}$  Pa by a vacuum pump.

**[0315]** Copper phthalocyanine(II) was vacuum-deposited on the transparent ITO electrode of the glass substrate at a deposition rate of 0.1 nm/sec to form a hole injection layer having a thickness of 10 nm. Then NPD was vacuum-deposited into a thickness of 25 nm at a deposition rate of 0.3 nm/sec, and further compound A5 was vacuum-deposited into a thickness of 5 nm at a deposition rate of 0.1 nm/sec, whereby a double hole transport layer was formed on the hole injection layer.

**[0316]** Then a phosphorescent dopant material Ir(ppy)<sub>3</sub> [tris(2-phenylpyridine)iridium] and a host material CBP [4,4'-bis(N-carbazolyl)biphenyl] were co-vacuum-deposited at a weight ratio of 1:11.5 and a deposition rate of 0.25 nm/sec, thereby forming an emitting layer having a thickness of 30 nm.

**[0317]** BALq [bis(2-methyl-8-quinolinolato) (p-phenylphenolato)-aluminum] was then vacuum-deposited at a deposition rate of 0.3 nm/sec to form an exciton-blocking layer having a thickness of 5 nm. Then, Alq<sub>3</sub> [tris(8-quinolinolato)aluminum] was then vacuum-deposited at a deposition rate of 0.3 nm/sec to form an electron transport layer having a thickness of 45 nm. Further, lithium fluoride was vacuum-deposited at a deposition rate of 0.01 nm/sec to form an electron injection layer having a thickness of 0.5 nm, and aluminum was vacuum-deposited to form a cathode having a thickness of 100 nm. Finally the thus-obtained multi-layer structure was encapsulated with a sealing glass cap and a ultraviolet ray-curable resin in a nitrogen atmosphere, whereby an organic EL device for testing was manufactured.

**[0318]** An electric current was applied to the organic EL device at a current density of 20 mA/cm<sup>2</sup>, and drive voltage and current efficiency were measured. The results are shown in Table 2, below.

#### Example 59

##### Evaluation of Organic EL Device Using Compound A8

**[0319]** An organic EL device was manufactured and evaluated by the same procedures as described in Example 58

except that compound A8 was used instead of compound A5. Drive voltage and current efficiency of the device as measured at a current density of 20 mA/cm<sup>2</sup> are shown in Table 2, below.

#### Example 60

##### Evaluation of Organic EL Device Using Compound A15

**[0320]** An organic EL device was manufactured and evaluated by the same procedures as described in Example 58 except that compound A15 was used instead of compound A5. Drive voltage and current efficiency of the device as measured at a current density of 20 mA/cm<sup>2</sup> are shown in Table 2, below.

#### Example 61

##### Evaluation of Organic EL Device Using Compound A278

**[0321]** An organic EL device was manufactured and evaluated by the same procedures as described in Example 58 except that compound A278 was used instead of compound A5. Drive voltage and current efficiency of the device as measured at a current density of 20 mA/cm<sup>2</sup> are shown in Table 2, below.

#### Example 62

##### Evaluation of Organic EL Device Using Compound A139

**[0322]** An organic EL device was manufactured and evaluated by the same procedures as described in Example 58 except that compound A139 was used instead of compound A5. Drive voltage and current efficiency of the device as measured at a current density of 20 mA/cm<sup>2</sup> are shown in Table 2, below.

#### Example 63

##### Evaluation of Organic EL Device Using Compound A148

**[0323]** An organic EL device was manufactured and evaluated by the same procedures as described in Example 58 except that compound A148 was used instead of compound A5. Drive voltage and current efficiency of the device as measured at a current density of 20 mA/cm<sup>2</sup> are shown in Table 2, below.

#### Example 64

##### Evaluation of Organic EL Device Using Compound A153

**[0324]** An organic EL device was manufactured and evaluated by the same procedures as described in Example 58 except that compound A153 was used instead of compound A5. Drive voltage and current efficiency of the device as measured at a current density of 20 mA/cm<sup>2</sup> are shown in Table 2, below.

#### Example 65

##### Evaluation of Organic EL Device Using Compound B2

**[0325]** An organic EL device was manufactured and evaluated by the same procedures as described in Example 58 except that compound B2 was used instead of compound A5. Drive voltage and current efficiency of the device as measured at a current density of 20 mA/cm<sup>2</sup> are shown in Table 2, below.

#### Example 66

##### Evaluation of Organic EL Device Using Compound B27

**[0326]** An organic EL device was manufactured and evaluated by the same procedures as described in Example 58 except that compound B27 was used instead of compound A5. Drive voltage and current efficiency of the device as measured at a current density of 20 mA/cm<sup>2</sup> are shown in Table 2, below.

#### Example 67

##### Evaluation of Organic EL Device Using Compound B30

**[0327]** An organic EL device was manufactured and evaluated by the same procedures as described in Example 58 except that compound B30 was used instead of compound A5. Drive voltage and current efficiency of the device as measured at a current density of 20 mA/cm<sup>2</sup> are shown in Table 2, below.

#### Example 68

##### Evaluation of Organic EL Device Using Compound B36

**[0328]** An organic EL device was manufactured and evaluated by the same procedures as described in Example 58 except that compound B36 was used instead of compound A5. Drive voltage and current efficiency of the device as measured at a current density of 20 mA/cm<sup>2</sup> are shown in Table 2, below.

#### Example 69

##### Evaluation of Organic EL Device Using Compound C5

**[0329]** An organic EL device was manufactured and evaluated by the same procedures as described in Example 58 except that compound C5 was used instead of compound A5. Drive voltage and current efficiency of the device as measured at a current density of 20 mA/cm<sup>2</sup> are shown in Table 2, below.

#### Comparative Example 3

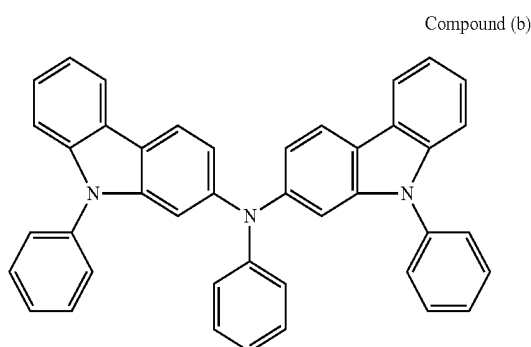
**[0330]** A comparative organic EL device was manufactured and evaluated by the same procedures as described in Example 58 except that NPD was used instead of compound A5. Drive voltage and current efficiency of the device as measured at a current density of 20 mA/cm<sup>2</sup> are shown in Table 2, below.

## Comparative Example 4

[0331] A comparative organic EL device was manufactured and evaluated by the same procedures as described in Example 58 except that compound (a) was used instead of compound A5. Drive voltage and current efficiency of the device as measured at a current density of 20 mA/cm<sup>2</sup> are shown in Table 2, below.

## Reference Example 2

[0332] A comparative organic EL device was manufactured and evaluated by the same procedures as described in Example 58 except that compound (b) represented by the following formula was used instead of compound A5.



[0333] Drive voltage and current efficiency of the device as measured at a current density of 20 mA/cm<sup>2</sup> are shown in Table 2, below.

[0334] The 4-aminocarbazole compound of the present invention exhibited high current efficiency (thus high emitting efficiency) as compared with compound (a) and compound (b). The organic EL device manufactured using the 4-aminocarbazole compound of the present invention exhibited reduced drive voltage.

TABLE 2

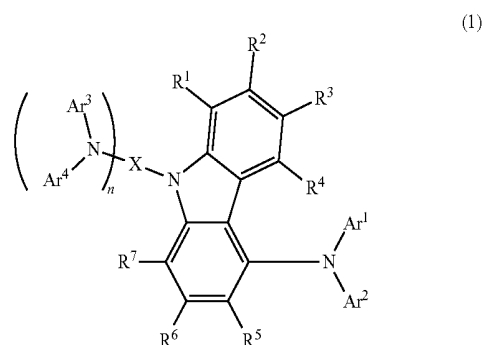
	Compound in hole transport layer	Drive voltage (V)	Current efficiency (cd/A)
Example 58	A5	8.2	38
Example 59	A8	8.4	39
Example 60	A15	8.1	37
Example 61	A278	8.7	39
Example 62	A139	8.3	38
Example 63	A148	8.6	41
Example 64	A153	8.7	42
Example 65	B2	8.4	40
Example 66	B27	8.8	38
Example 67	B30	8.2	41
Example 68	B36	8.5	39
Example 69	C5	8.3	38
Comp. Ex. 3	NPD	9.2	28
Comp. Ex. 4	Compound (a)	9.4	28
Ref. Ex. 2	Compound (b)	9.1	33

## INDUSTRIAL APPLICABILITY

[0335] A fluorescent or phosphorescent organic EL device having at least one layer comprising the 4-aminocarbazole compound according to the present invention exhibits unforeseen benefits such as high luminous efficiency and high cur-

rent efficiency, and reduced drive voltage, as compared with organic EL devices comprising a conventional luminous material having a chemical structure comprising a carbazole ring. Therefore, the 4-aminocarbazole compound of the present invention gives a fluorescent or phosphorescent organic EL device exhibiting enhanced brightness and reduced power consumption.

1. A 4-aminocarbazole compound represented by the following general formula (1):



wherein,

Ar<sup>1</sup> through Ar<sup>4</sup> independently represent an aryl group having 6 to 30 carbon atoms, a thienyl group, a pyridyl group, a benzothienyl group, a dibenzothienyl group, a dibenzofuranyl group, a 4-carbazolyl group, a dibenzothienylphenyl group, a dibenzofuranylphenyl group or a 9-carbazolylphenyl group, and these groups may independently have at least one substituent selected from the group consisting of a methyl group, an ethyl group, a straight, branched or cyclic alkyl group having 3 to 18 carbon atoms, a methoxy group, an ethoxy group, a straight, branched or cyclic alkoxy group having 3 to 18 carbon atoms, a halogenated alkyl group having 1 to 3 carbon atoms, a halogenated alkoxy group having 1 to 3 carbon atoms, an aryl group having 6 to 30 carbon atoms, an aryloxy group having 6 to 18 carbon atoms, a heteroaryl group having 3 to 11 carbon atoms, a trialkylsilyl group having 3 to 18 carbon atoms, a triarylsilyl group having 18 to 40 carbon atoms, a cyano group and a halogen atom;

R<sup>1</sup> through R<sup>7</sup> independently represent an aryl group having 6 to 30 carbon atoms, a heteroaryl group having 3 to 20 carbon atoms, a heteroarylphenyl group having 9 to 26 carbon atoms, and these groups may independently have at least one substituent selected from the group consisting of a methyl group, an ethyl group, a straight, branched or cyclic alkyl group having 3 to 18 carbon atoms, a methoxy group, an ethoxy group, a straight, branched or cyclic alkoxy group having 3 to 18 carbon atoms, a halogenated alkyl group having 1 to 3 carbon atoms, a halogenated alkoxy group having 1 to 3 carbon atoms, an aryl group having 6 to 30 carbon atoms, an aryloxy group having 6 to 18 carbon atoms, a heteroaryl group having 3 to 20 carbon atoms, a trialkylsilyl group having 3 to 18 carbon atoms, a triarylsilyl group having 18 to 40 carbon atoms, a cyano group and a halogen atom; or R<sup>1</sup> through R<sup>7</sup> independently represent a methyl group, an ethyl group, a straight, branched or cyclic alkyl group having 3 to 18 carbon atoms, a methoxy group, an ethoxy group, a straight, branched or

- cyclic alkoxy group having 3 to 18 carbon atoms, a cyano group, a hydrogen atom or a halogen atom;
- n represents an integer of 0 to 2; and
- X represents an (n+1)-valent aromatic hydrocarbon group having 6 to 17 carbon atoms, an (n+1)-valent heteroaromatic group having 3 to 20 carbon atoms or an (n+1)-valent heteroarylphenyl group having 9 to 26 carbon atoms, and these groups may independently have at least one substituent selected from the group consisting of a methyl group, an ethyl group, a straight, branched or cyclic alkyl group having 3 to 18 carbon atoms, a methoxy group, an ethoxy group, a straight, branched or cyclic alkoxy group having 3 to 18 carbon atoms, a halogenated alkyl group having 1 to 3 carbon atoms, a halogenated alkoxy group having 1 to 3 carbon atoms, an aryl group having 6 to 12 carbon atoms, an aryloxy group having 6 to 18 carbon atoms, a heteroaryl group having 3 to 20 carbon atoms, a trialkylsilyl group having 3 to 18 carbon atoms, a triarylsilyl group having 18 to 40 carbon atoms, a cyano group and a halogen atom.
2. The 4-aminocarbazole compound according to claim 1, wherein R<sup>1</sup> through R<sup>7</sup> independently represent an aryl group having 6 to 30 carbon atoms, a heteroaryl group having 3 to 20 carbon atoms, a methyl group, an ethyl group, a straight, branched or cyclic alkyl group having 3 to 18 carbon atoms, a methoxy group, an ethoxy group, a straight, branched or cyclic alkoxy group having 3 to 18 carbon atoms, a cyano group, a hydrogen atom or a halogen atom.
3. The 4-aminocarbazole compound according to claim 1, wherein R<sup>1</sup> through R<sup>7</sup> independently represent a phenyl group, a methylphenyl group, a methoxyphenyl group, a biphenyl group, a dibenzothienyl group, a dibenzofuran group, a methyl group, a methoxy group or a hydrogen atom.
4. The 4-aminocarbazole compound according to claim 1, wherein R<sup>1</sup> through R<sup>7</sup> independently represent a phenyl group, a methylphenyl group, a methoxyphenyl group or a hydrogen atom.
5. The 4-aminocarbazole compound according to claim 1, wherein R<sup>4</sup>, R<sup>5</sup>, R<sup>6</sup> and R<sup>7</sup> represent a hydrogen atom.
6. The 4-aminocarbazole compound according to claim 1, wherein R<sup>1</sup>, R<sup>2</sup>, R<sup>4</sup>, R<sup>5</sup>, R<sup>6</sup> and R<sup>7</sup> represent a hydrogen atom.
7. The 4-aminocarbazole compound according to claim 1, wherein Ar<sup>1</sup> through Ar<sup>4</sup> independently represent an aryl group having 6 to 30 carbon atoms, a dibenzothienyl group, a dibenzofuran group, a 4-carbazolyl group, a dibenzofuranphenyl group or a dibenzothienylphenyl group or a 9-carbazolylphenyl group, and these groups may independently have at least one substituent selected from the group consisting of a methyl group, an ethyl group, a straight, branched or cyclic alkyl group having 3 to 18 carbon atoms, a methoxy group, an ethoxy group, a straight, branched or cyclic alkoxy group having 3 to 18 carbon atoms, an aryl group having 6 to 30 carbon atoms and a heteroaryl group having 3 to 11 carbon atoms.
8. The 4-aminocarbazole compound according to claim 1, wherein Ar<sup>1</sup> through Ar<sup>4</sup> independently represent a phenyl group, a biphenyl group, a terphenyl group, a fluorenyl group, a benzofluorenyl group, a dibenzothienyl group, a dibenzofuran group, a dibenzofuranphenyl group, a dibenzothienylphenyl group or a 9-carbazolylphenyl group, and these groups may independently have at least one substituent selected from the group consisting of a methyl group, an ethyl group, a straight, branched or cyclic alkyl group having 3 to 18 carbon atoms, a methoxy group, an ethoxy group and a straight, branched or cyclic alkoxy group having 3 to 18 carbon atoms; or Ar<sup>1</sup> through Ar<sup>4</sup> independently rep-

resent a 4-carbazolyl group which may independently have at least one substituent selected from the group consisting of a methyl group, an ethyl group, a straight, branched or cyclic alkyl group having 3 to 18 carbon atoms, a methoxy group, an ethoxy group, a straight, branched or cyclic alkoxy group having 3 to 18 carbon atoms, an aryl group having 6 to 30 carbon atoms and a heteroaryl group having 3 to 11 carbon atoms.

9. The 4-aminocarbazole compound according to claim 1, wherein Ar<sup>1</sup> through Ar<sup>4</sup> independently represent a phenyl group, a methylphenyl group, a methoxyphenyl group, a biphenyl group, a terphenyl group, a 9,9'-dimethylfluorenyl group, a 11,11'-dimethylbenzo[a]fluorenyl group, a dibenzothienyl group, a dibenzofuran group, a dibenzothienylphenyl group, a 4-(9-carbazolyl)phenyl group, a 9-phenylcarbazol-4-yl group, a 9-biphenylcarbazol-4-yl group, a 9-quinolylcarbazol-4-yl group or a 9-dibenzothienylcarbazol-4-yl group.

10. The 4-aminocarbazole compound according to claim 1, wherein X represents an aromatic group selected from the group consisting of (n+1)-valent benzene, (n+1)-valent biphenyl, (n+1)-valent naphthalene, (n+1)-valent phenanthrene, (n+1)-valent fluorene, (n+1)-valent naphthylbenzene, (n+1)-valent pyridine, (n+1)-valent pyrimidine, (n+1)-valent 1,3,5-triazine, (n+1)-valent quinoline, (n+1)-valent dibenzothiophene, (n+1)-valent dibenzofuran, (n+1)-valent pyridylbenzene, (n+1)-valent imidazolylbenzene, (n+1)-valent benzimidazolylbenzene and (n+1)-valent benzothiazolylbenzene, and these aromatic groups may independently have at least one substituent selected from the group consisting of a methyl group, an ethyl group, a straight, branched or cyclic alkyl group having 3 to 18 carbon atoms, a methoxy group, an ethoxy group and a straight, branched or cyclic alkoxy group having 3 to 18 carbon atoms, an aryl group having 6 to 12 carbon atoms, a heteroaryl group having 3 to 20 carbon atoms, a cyano group and a halogen atom.

11. The 4-aminocarbazole compound according to claim 1, wherein X represents an aromatic group selected from the group consisting of (n+1)-valent benzene, (n+1)-valent biphenyl, (n+1)-valent quinoline, (n+1)-valent dibenzothiophene, (n+1)-valent 1,3,5-triazine and (n+1)-valent pyridylbenzene, and these aromatic groups may independently have at least one substituent selected from the group consisting of a methyl group, an ethyl group, a straight, branched or cyclic alkyl group having 3 to 18 carbon atoms, a methoxy group, an ethoxy group and a straight, branched or cyclic alkoxy group having 3 to 18 carbon atoms, an aryl group having 6 to 12 carbon atoms, a cyano group and a halogen atom.

12. The 4-aminocarbazole compound according to claim 1, wherein X represents (n+1)-valent benzene, (n+1)-valent biphenyl, (n+1)-valent quinoline, (n+1)-valent dibenzothiophene, (n+1)-valent 2,4-diphenyl-1,3,5-triazine or (n+1)-valent pyridylbenzene.

13. The 4-aminocarbazole compound according to claim 1, wherein n represents an integer of 0 or 1.

14. An organic electroluminescent device having at least one layer selected from the group consisting of a luminescent layer, a hole transport layer and a hole injection layer, said at least one layer comprising a 4-aminocarbazole compound as claimed in claim 1.

15. A hole transport material or a hole injection material, which comprises a 4-aminocarbazole compound as claimed in claim 1.

\* \* \* \* \*

专利名称(译)	4-氨基咔唑化合物及其用途		
公开(公告)号	<a href="#">US20140296519A1</a>	公开(公告)日	2014-10-02
申请号	US14/354273	申请日	2012-10-25
[标]申请(专利权)人(译)	东曹株式会社		
申请(专利权)人(译)	东曹公司		
当前申请(专利权)人(译)	东曹公司		
[标]发明人	MATSUMOTO NAOKI MIYAZAKI TAKANORI		
发明人	MATSUMOTO, NAOKI MIYAZAKI, TAKANORI		
IPC分类号	H01L51/00		
CPC分类号	H01L51/0072 H01L51/0061 H01L51/0073 H01L51/0052 H01L51/0058 H01L51/0074 C07D209/86 C07D209/88 C07D401/04 C07D401/14 C07D403/04 C07D405/04 C07D405/12 C07D409/04 C07D409 /12 C07D409/14 C09K11/06 C09K2211/1007 C09K2211/1011 C09K2211/1014 C09K2211/1029 C09K2211/1044 C09K2211/1059 C09K2211/1077 C09K2211/1081 H01L51/0059 H01L51/0067 H01L51 /0068 H01L51/5016 H01L51/5056 C09B57/008 C09K2211/1088 C09K2211/1092 H05B33/14		
优先权	2011235474 2011-10-26 JP		
其他公开文献	US9172045		
外部链接	<a href="#">Espacenet</a> <a href="#">USPTO</a>		

摘要(译)

由式(1)表示的4-氨基咔唑化合物：其中Ar<sup>1</sup>-Ar<sup>4</sup>代表取代或未取代的芳基，噻吩基，吡啶基，苯并噻吩基，二苯并噻吩基，二苯并咪唑基，4-咪唑基，二苯并噻吩基苯基，二苯并咪唑基苯基或9-咪唑基苯基；R<sup>1</sup>-R<sup>7</sup>代表取代或未取代的芳基，杂芳基或杂芳基苯基，或烷基，烷氧基，氰基或氢或卤原子；n是0-2的整数；X表示取代或未取代的(n+1)价的芳香烃，杂芳香族或杂芳基苯基。4-氨基咔唑化合物提供了一种具有增强的发光效率和耐久性的有机EL器件。

